

**San Diego State University**  
**Campus Sexual Violence Survey Results**  
**Study Report**  
**Spring 2015**



**SAN DIEGO STATE  
UNIVERSITY**

---

*Leadership Starts Here*

**San Diego State University**

**Leads**

**Jessica Rentto**  
**Emilio C. Ulloa**

**Campus Team**

**David Ely**  
**Lee Mintz**  
**Jennifer Rikard**  
**Christy Samarkos**  
**Brian Spitzberg**  
**Emily Lydston**

**Data Analysis Team**

**Emilio Ulloa**  
**Brian Spitzberg**  
**Lidia Y. Monjaras**  
**Audrey Hokoda**  
**Emily Lydston**

## Campus Sexual Violence Survey

### Table of Contents

<b>Description</b>	<b>Page number</b>
<b>1. Background</b> .....	<b>3</b>
<b>2. Response Rate</b> .....	<b>4</b>
<b>3. Prevalence</b> .....	<b>5</b>
<b>4. Sexual Assault Demographic Breakdowns</b> .....	<b>7</b>
<b>5. Dating Violence</b> .....	<b>15</b>
<b>6. Bystander Confidence</b> .....	<b>24</b>
<b>7. Stalking and Unwanted Pursuit</b> .....	<b>32</b>
<b>8. Rape Myths</b> .....	<b>36</b>
<b>9. Knowledge of Policies</b> .....	<b>49</b>
<b>10. Readiness to Help</b> .....	<b>57</b>
<b>11. Measures</b> .....	<b>64</b>
<b>12. Survey Questions</b> .....	<b>68</b>

**Background:**

Sexual assault is a significant challenge for colleges and universities nationwide, affecting the health, mental health, and academic success of students. Many schools are working to address sexual assault, but lack assessment tools to understand the scope or nature of the problem. Schools and Universities are looking to climate surveys to fill this gap in knowledge, and conducting regular climate surveys is a best-practice response to campus sexual assault.

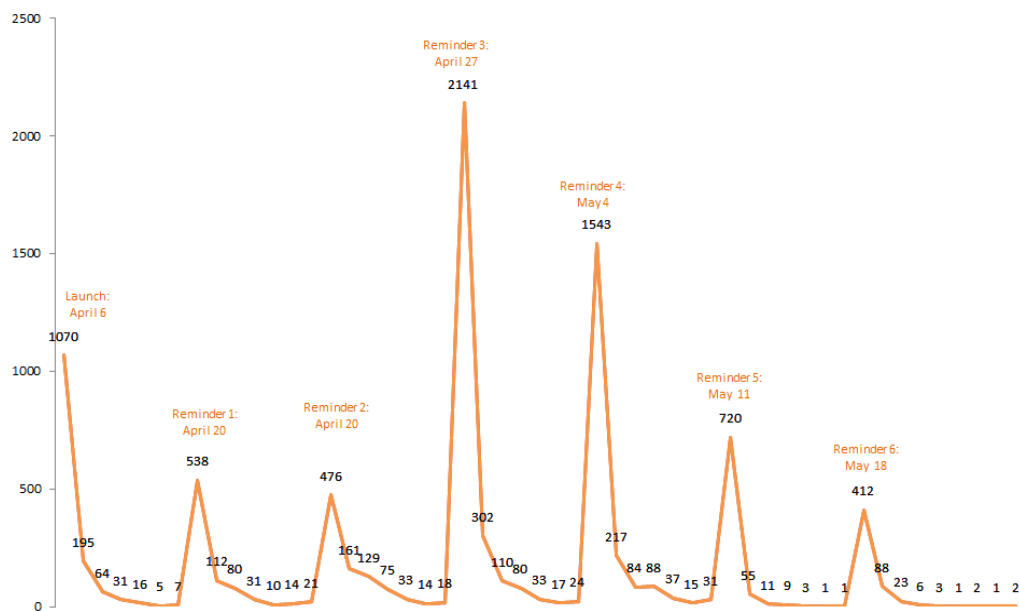
We know from decades of research that victims rarely report sexual assault to law enforcement. Many victims do not even access formal services, like crisis centers. Thus, official statistics underrepresent the extent of the problem on any one campus. Further, campus response, intervention, and prevention efforts will be more successful if they are tailored to the needs of each campus community. Understanding other climate issues, such as students' knowledge about reporting policies and resources for victims, their attitudes about prevention, and their perceptions about how their community is addressing the problem of sexual violence, are critical pieces of information for improving campus responses. Schools may see additional benefits from conducting climate surveys. For example, when campuses address sexual violence, victims may feel more comfortable coming forward and reported rates of assault might increase. This may enable campus or local law enforcement to deal with serial perpetrators, or help victims heal from the trauma they have experienced, enabling them to stay in school and feel confident in the school's handling of the assault.

Decades of research have shown that official statistics severely underestimate the number of sexual assaults on any given university campus ("Climate Surveys: Useful Tools," 2014) Universities will be better equipped to provide sexual assault prevention and intervention services if they gain specific knowledge and understanding about the climate of sexual assault on their campuses. The White House has recommended that all colleges perform a campus climate survey regarding students' views on sexual assault ("Climate Surveys: Useful Tools," 2014). The purpose of the current study is to follow this recommendation by administering an anonymous comprehensive sexual assault survey to all students attending San Diego State University. Following recommendations from the The White House Task Force to Protect Students from Sexual Assault (2014) we have created an anonymous survey which includes questions about sexual assault/violence on or near campus, attitudes about sexually related violence, inclination to intervene/help in response to sexual violence, and awareness of sexual violence related services and policies. All students were contacted via their university provided email and given a link to the anonymous survey (created using Qualtrics). They had the option to complete the survey online in a private place/computer, or opt out of the study. The survey was administered by a third party (SDSU Social Science Research Laboratory) and the SSRl was responsible for removing (and destroying) all identifying information from the data set before returning it to the lead university administrator and university team, and prior to analysis (conducted by the university team). The survey included information about where to seek counseling services for any students who were distressed by the survey.

### Response rate

The overall survey was crafted after the national toolkit for sexual assault measurement on college campuses (<https://www.notalone.gov/assets/ovw-climate-survey.pdf>). A social and traditional media campaign were implemented by student groups and the university administration, including a message from the university President encouraging participation. The survey was emailed to 30,469 students, and the URL was advertised widely through a variety of other traditional means (e.g., posters, announcements). A total of 9,161 students responded to the survey, which represents a response rate of 30% out of an estimated population of 30, 469 This response rate is higher than the SSRL’s usual 10% to 12% response rate achieved in prior surveys of the institution’s students.

Fig. 1 Response rate by date



## **Sexual Assault Prevalence**

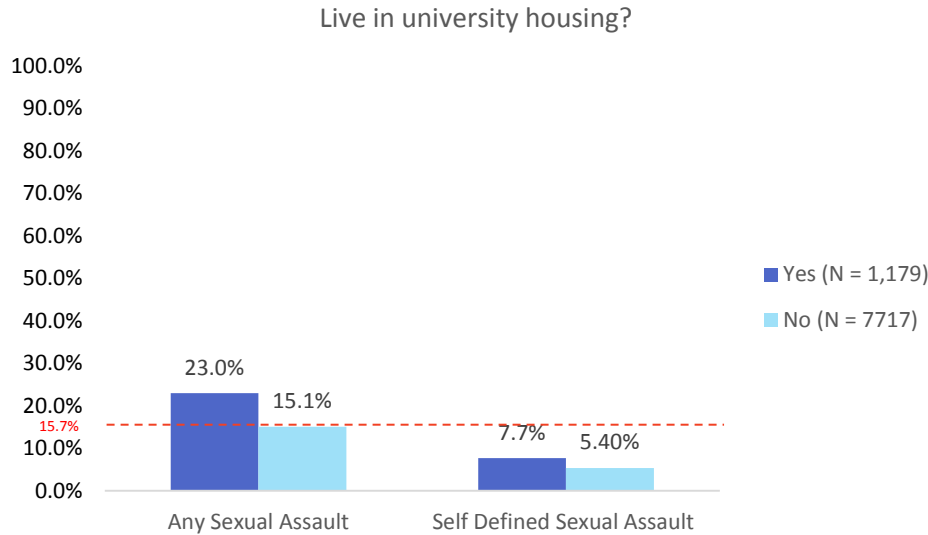
According to SDSU's annual Campus Safety and Security report in 2014 there were twenty-four sexual offenses, eight Dating Violence, two Domestic Violence and zero Stalking crimes reported. The data from the current study provide a stark contrast. In the current survey Participants were asked about their experienced sexual violence. It should be noted that as many as 15% of SDSU students may have been sexually assaulted during their time at SDSU, with over 40% of such assaults occurring within 5 miles of campus. If this many sexual assaults are occurring, but the campus police are formally notified of none of them, then a problem exists in the culture of the campus.

Throughout this document two types of prevalence measures are reported: Self-Defined Sexual Assault is the more basic of the two in that students were asked simply "Since coming to SDSU have experienced any form of sexual assault." This measure requires that student reflect on their experience and make a determination that an experience from their past is considered by themselves to be sexual assault. The second measure is labeled Any Sexual Assault and is a variable that is created by assessing the answers to all of the questions in the Sexual Experiences Scale of the survey and determining if a student answered in the affirmative to any of the behaviorally specific descriptions of acts (unwanted sexual experiences) under any circumstances. This measure avoids the confusion, lack of knowledge, or bias over definitions of sexual assault and provides a behaviorally based indicator of prevalence. We believe that by providing statistics on both measures we are allowing for a more complete picture of sexual assault prevalence. Statistics for the campus from the climate survey are presented in the following pages.

It is important to note, both for awareness and in order to provide context that rates of sexual assault can vary widely across US university campuses and can range from as low as 10% of the student population to as high as 30%. This range is likely due to many factors including the operational definition used to survey students, the sampling methodology, as well as the prevalence rate itself.

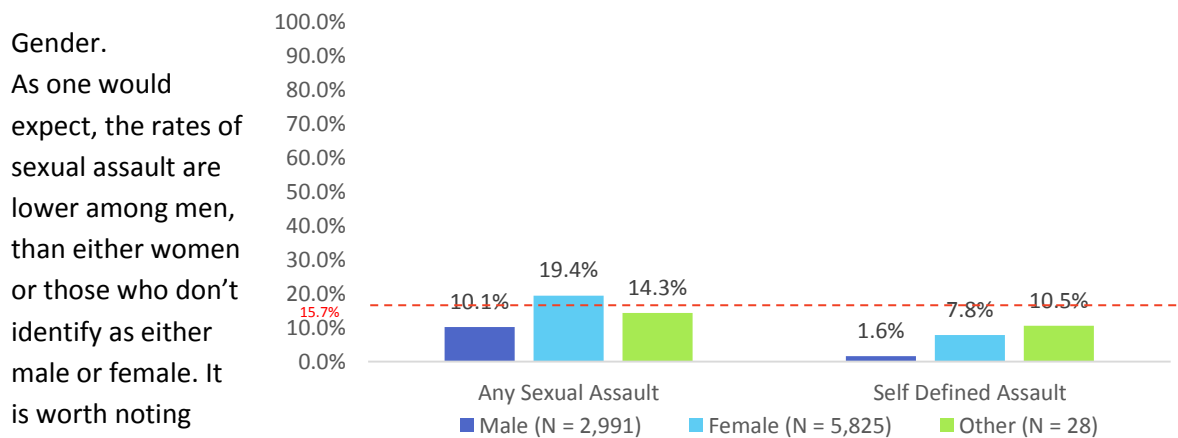
<u>Sexual Assault Type</u>	<u>Prevalence</u>
<b>Have you ever been raped? (lifetime)</b> .....	<b>8.3% (n=534)</b>
<b>Since becoming a student at SDSU, have you been a victim of any sexual assault? (self-defined)</b> .....	<b>6.5% (n =416)</b>
<b>Any type of Sexual Assault (defined by the following seven behaviors)</b> .....	<b>15.7% (n= 1435)</b>
1. Someone fondled, kissed, or rubbed up against the private areas of my body (lips, breast/chest, crotch, or butt) or removed some of my clothes without my consent (but did not attempt sexual penetration) .....	12.8% (n=1177)
2. Someone had oral sex with me or made me have oral sex with them without my consent .....	4.9% (n=452)
3. A man put his penis into my vagina, or someone inserted fingers or objects without my consent .....	4.0% (n=370)
4. A man put his penis into my butt, or someone inserted fingers or objects without my consent .....	1.5% (n=140)
5. Even though it did not happen, someone tried to have oral sex with me, or make me have oral sex with them without my consent .....	3.4% (n=307)
6. Even though it did not happen, a man TRIED to put his penis into my vagina, or someone tried to stick in fingers or objects without my consent .....	3.0% (n=273)
7. Even though it did not happen, a man TRIED to put his penis into my butt, or someone tried to stick in objects or fingers without my consent .....	1.2% (n=109)

### Sexual Assault Prevalence breakdowns\*



Campus sexual assault cuts across many different student demographics. In some cases, however, prevalence rates or higher for some groups of students than others. The following graphics represent prevalence rates for any sexual assault and self-defined sexual assault

among different student demographics. In each of these examples, the percentages provided represent the prevalence rate of sexual assault for that group. For example, the rate of any sexual assault was 23% among those who lived in university housing and 7.7% among those who did not live in university housing, however the rate of self-defined sexual assault was 15.1% among those who lived in university housing compared to 5.4% for those who did not.

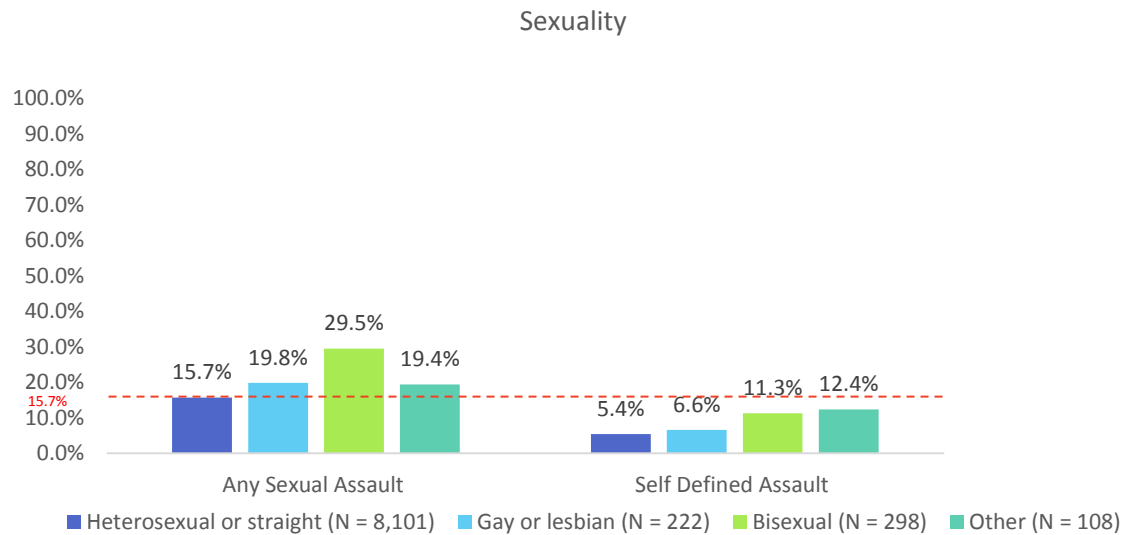


that although the prevalence rate is high for women compared to men in both, the difference in rates between self-defined and any sexual assault for women is greater (a 12% difference) than for men (a 9% difference).

\*please note: group differences displayed in graphs do not always represent statistically significant group differences. Details on analyses and statistic methodologies are located in a separate addendum.

A disparity in these rates suggests that for these groups, actions considered sexual assault by virtue of the any sexual assault measure are not necessarily deemed sexual assault by the respondent.

### Sexuality.

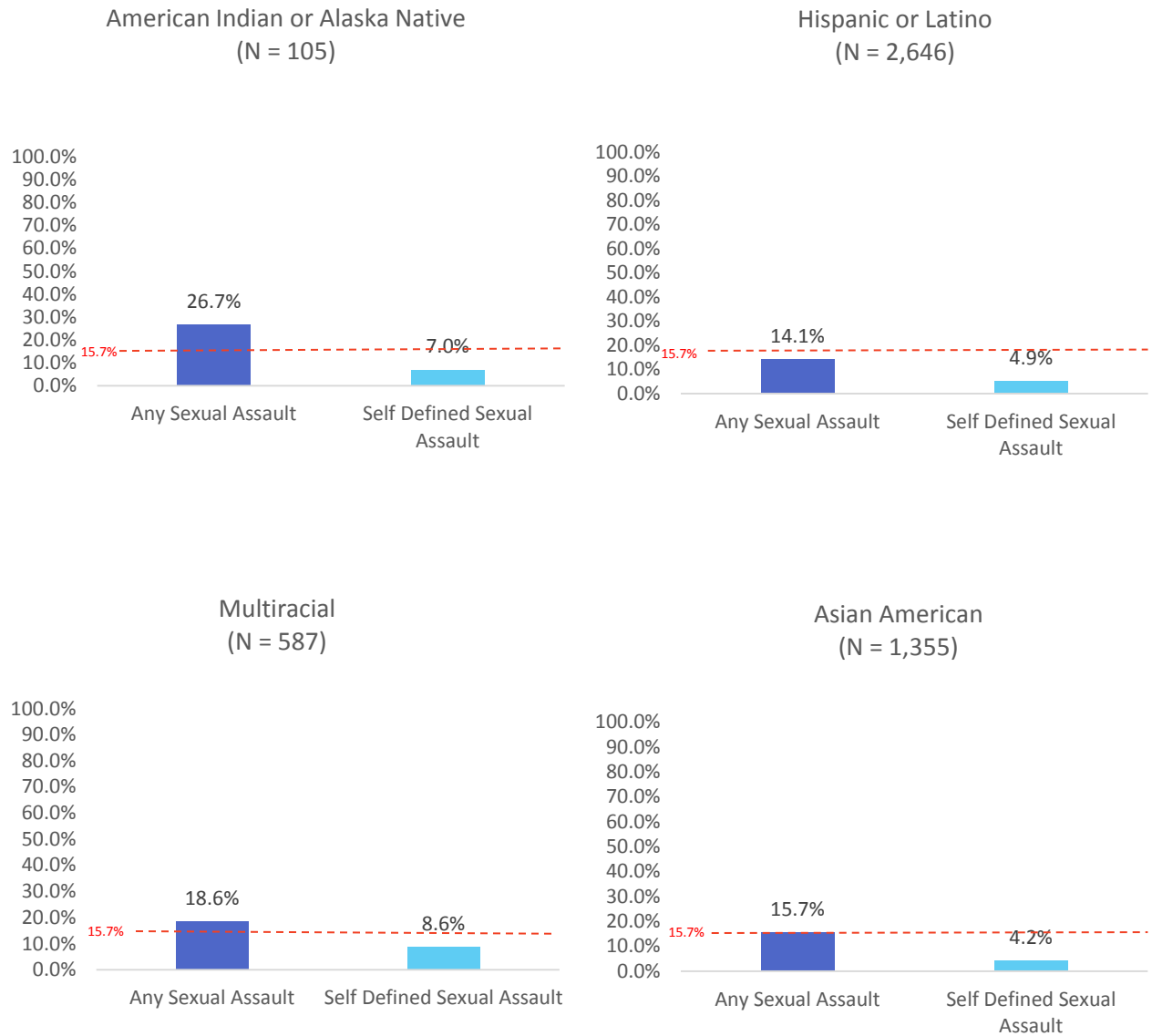


Rates of sexual assault vary as a function of sexual orientation/identity. The lowest rates of sexual assault are experienced by the heterosexual community. Depending on the measure, those identify as bisexual or other (e.g., trans, or gender fluid) are at highest risk for experiencing sexual assault.

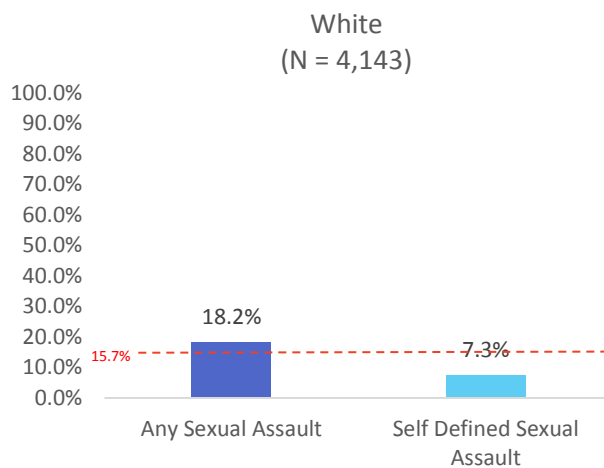
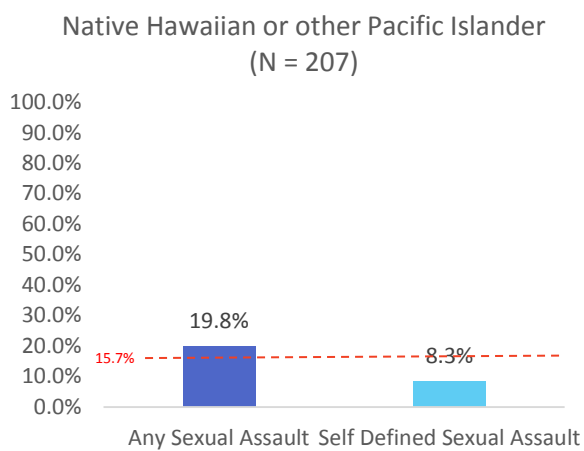
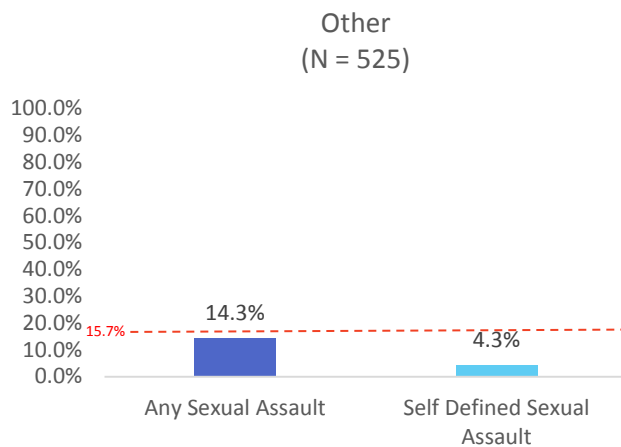
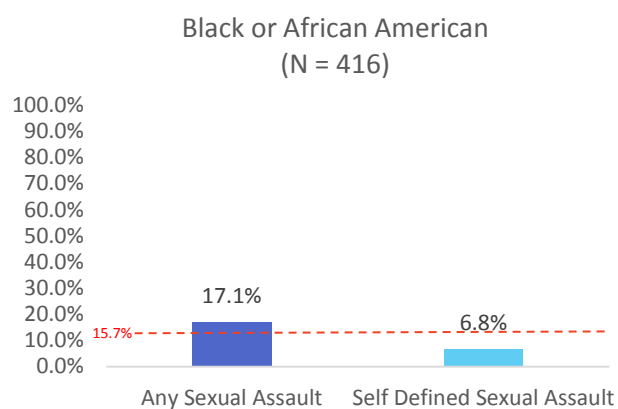


**Ethnicity.**

One of the goals of the sexual violence campus climate study is to assess whether the problem of sexual assault affects individuals from different cultural, racial, or ethnic groups differently. The rates for different ethnic groups are provided below. The results suggest that American Indian/Alaska Natives have the highest rate of any sexual assault (26.7%). By comparison, Hispanic/Latinos have the lowest rate of any sexual assault (14.1%).

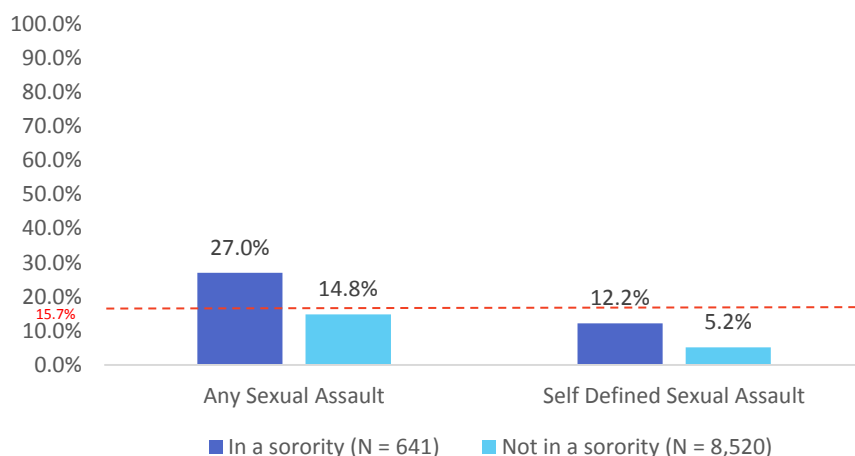


The highest rate of self-defined sexual assault belongs to the multi-racial group (8.6%) and the lowest rate of self-defined sexual assault belongs to the Asian group (4.2%)

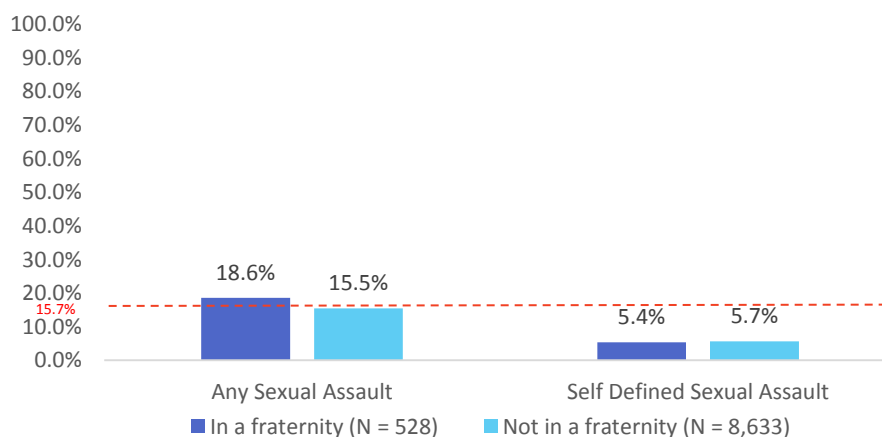


At SDSU, being involved in a sorority appears to be one of the highest risk factors for campus sexual assault. The rate of sexual assault among those involved in Sororities is higher than any other group and higher than the overall campus rate both when measured with the any sexual assault variable or the self-defined sexual assault variable.

### SDSU Sorority

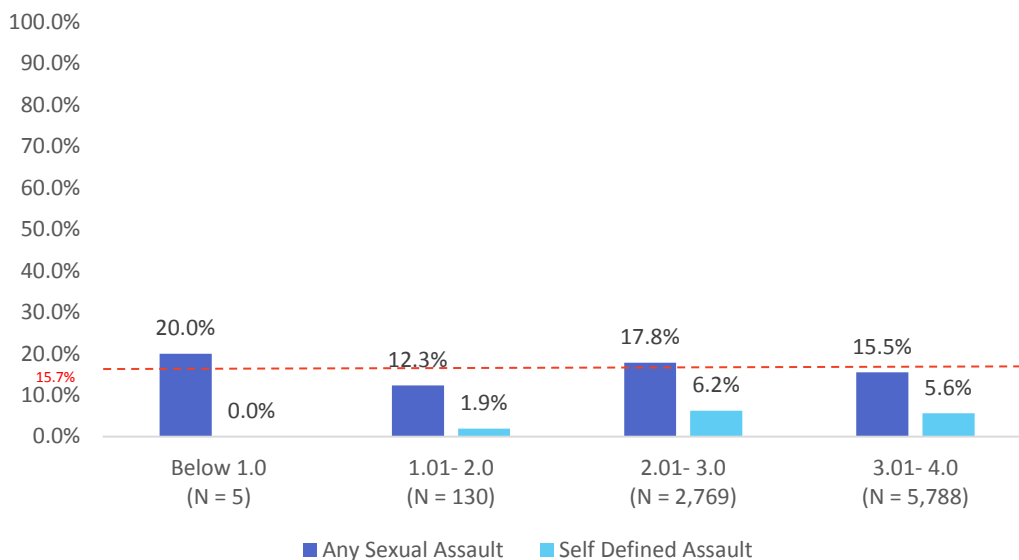


### SDSU Fraternity

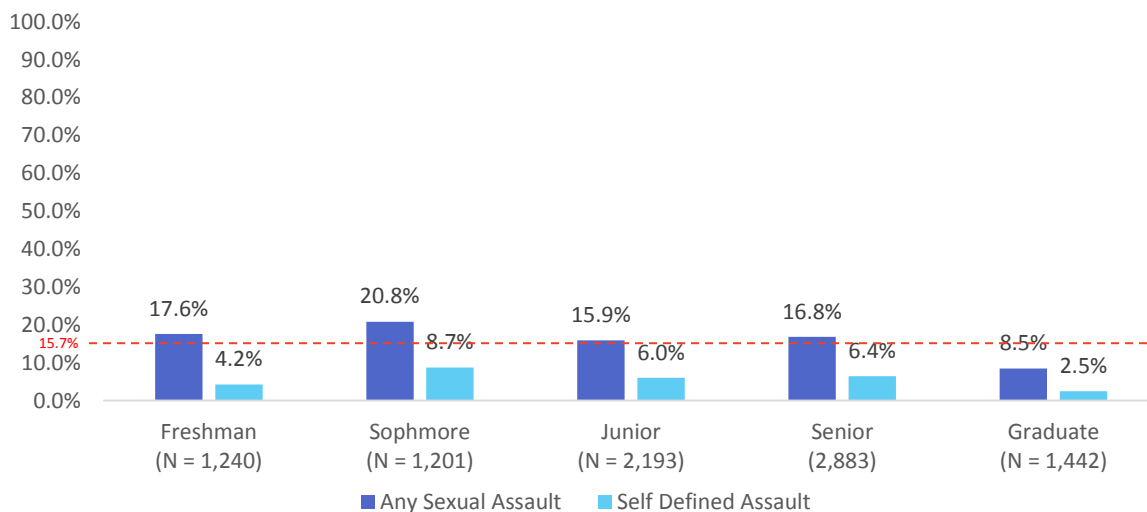


It is not clear from the results if students with different GPAs are affected disproportionately by sexual assault risk or whether sexual assault affects student disproportionately based on class standing. It may be that sexual assault cuts across these particular demographic categories.

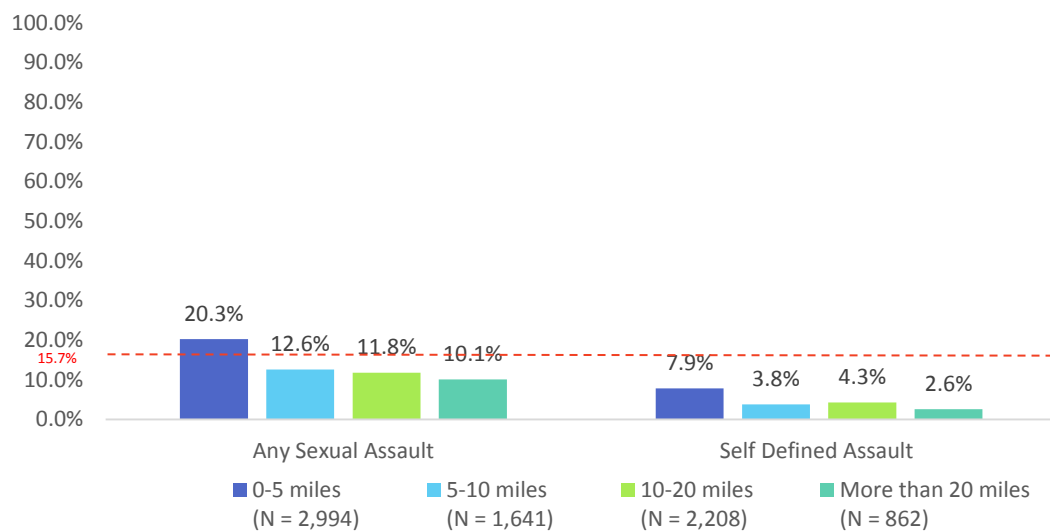
What is your GPA?



What is your class standing?

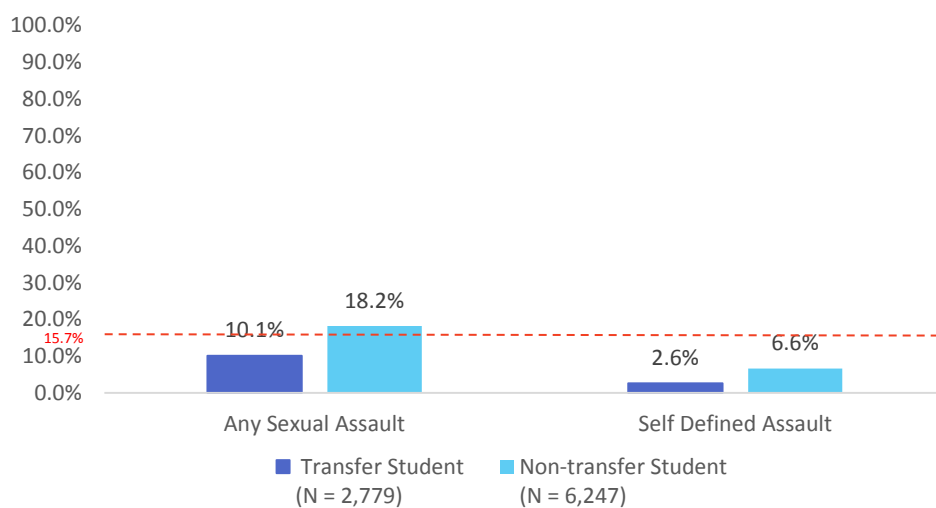


### Sexual Assault by Residence



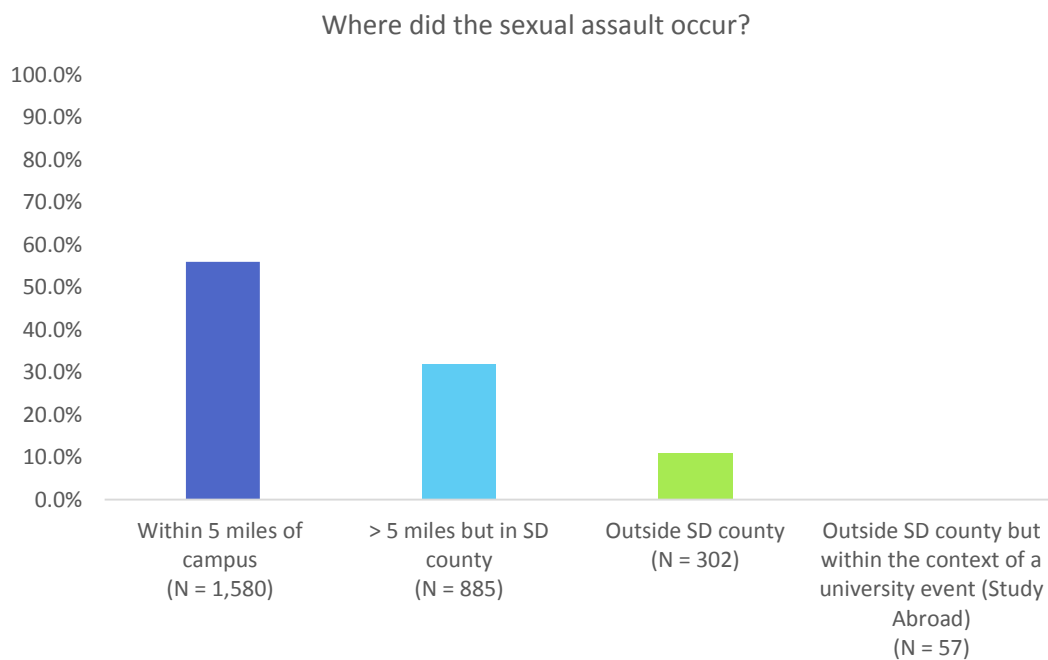
It is clear, however, that when broken down by place of residence, the highest risk of sexual assault belongs to those who live within 0-5 mile radius from the campus. This may also be reflected in the following graph on the rates of transfer student vs. native students below.

### Transfer students



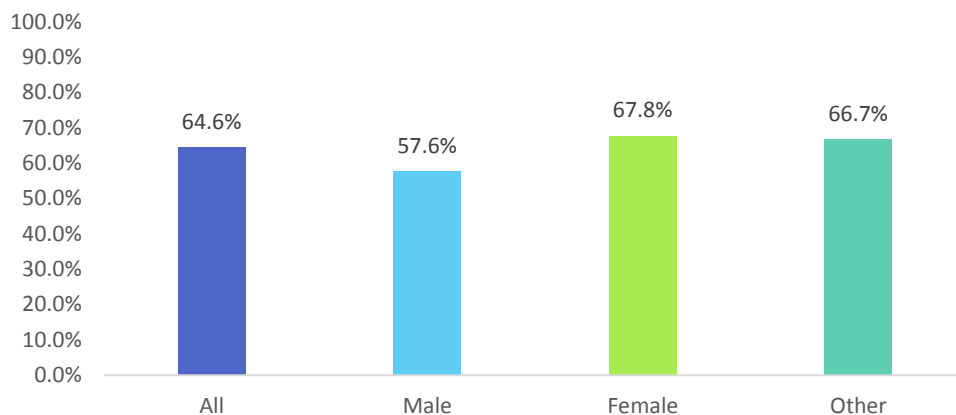
### Where Does Sexual Assault Occur?

Sexual assault is happening in a variety of places and under a variety of circumstances. By far, the majority of sexual assault is occurring within 5 miles of the vicinity of the university campus and among those who live near campus.



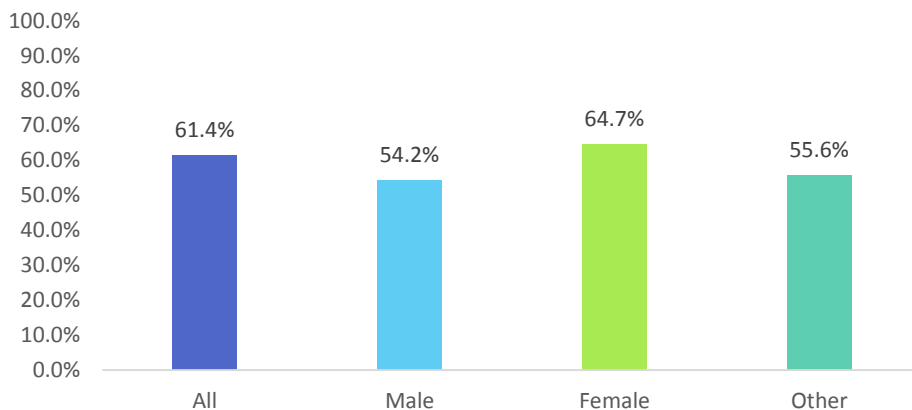
## Dating Violence

Prevalence rates of students who reported being perpetrators of psychological abuse since attending SDSU.



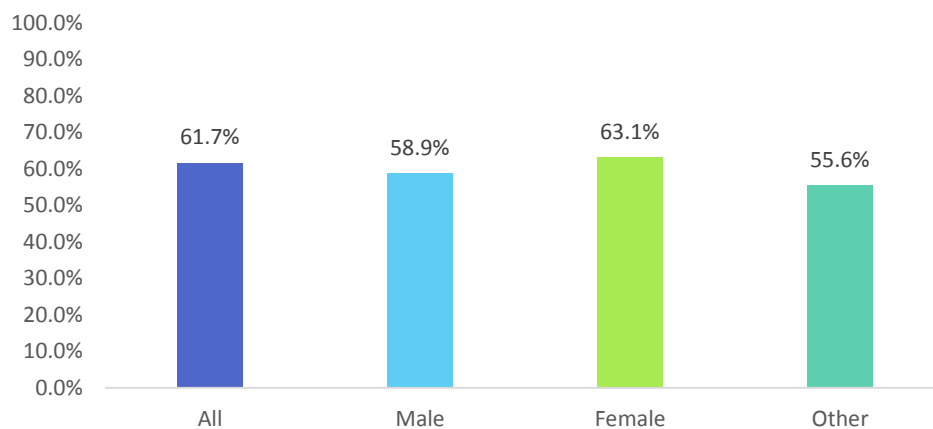
Since attending SDSU, 64.6% of all students have been perpetrators of psychological abuse.

Prevalence rates of students who reported being perpetrators of psychological abuse in the past year.



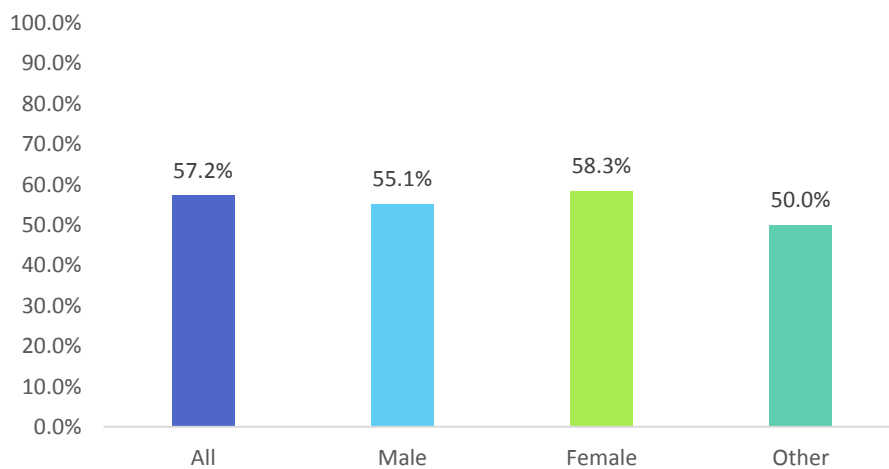
In the past year, 61.4% of all students have been perpetrators of psychological abuse.

Prevalence rates of students who reported being victims of psychological abuse since attending SDSU.



Since attending SDSU, 61.7% of all students have been victims of psychological abuse.

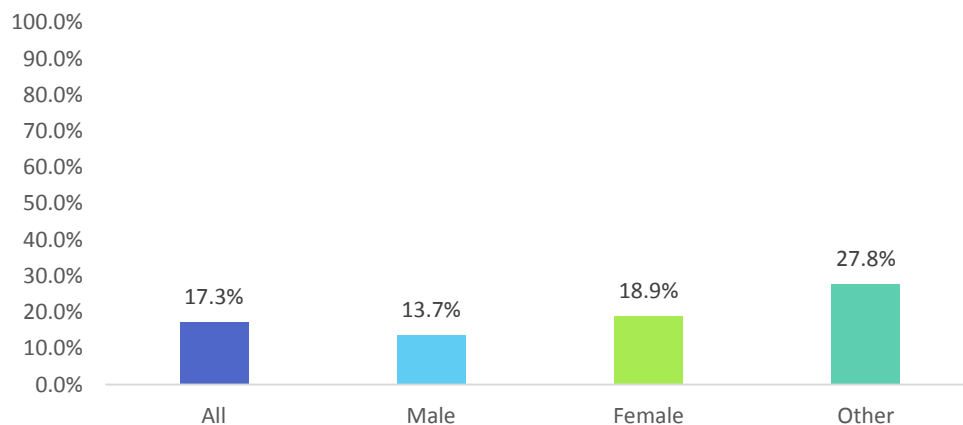
Prevalence rates of students who reported being victims of psychological abuse in the past year.



In the past year, over 50% of students have been victims of psychological abuse.

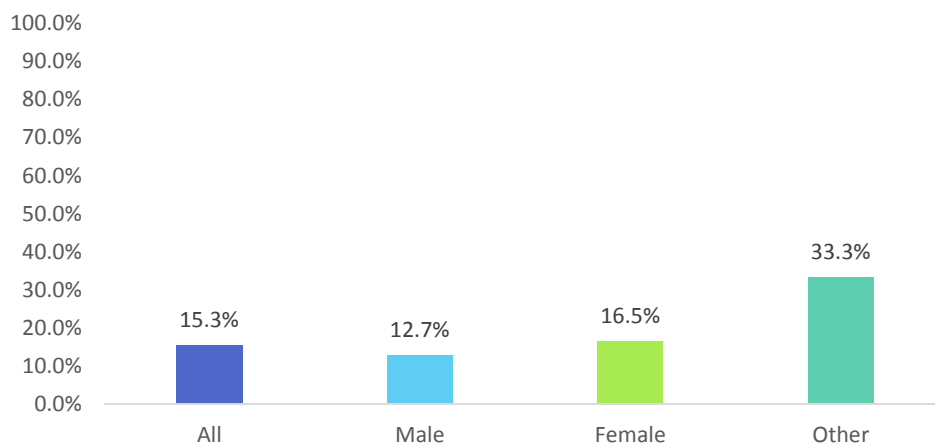


Prevalence rates of students who reported being perpetrators of physical abuse since attending SDSU.



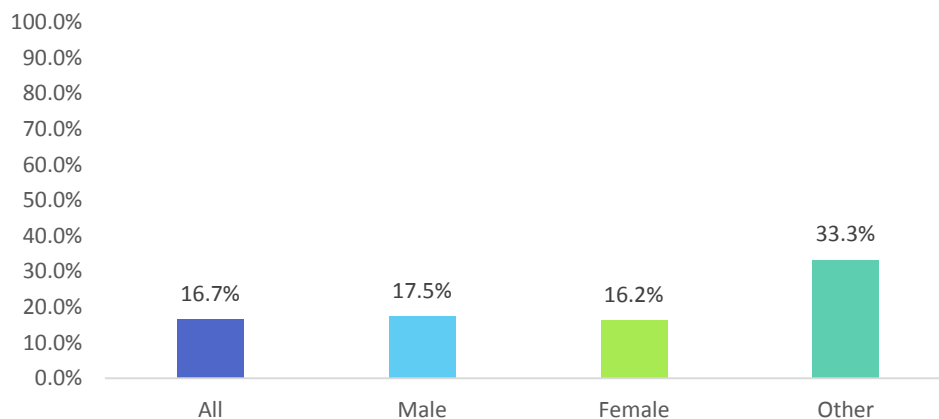
Since attending SDSU, slightly over 17% of students have been perpetrators of physical abuse.

Prevalence rates of students who reported being perpetrators of physical abuse in the past year.



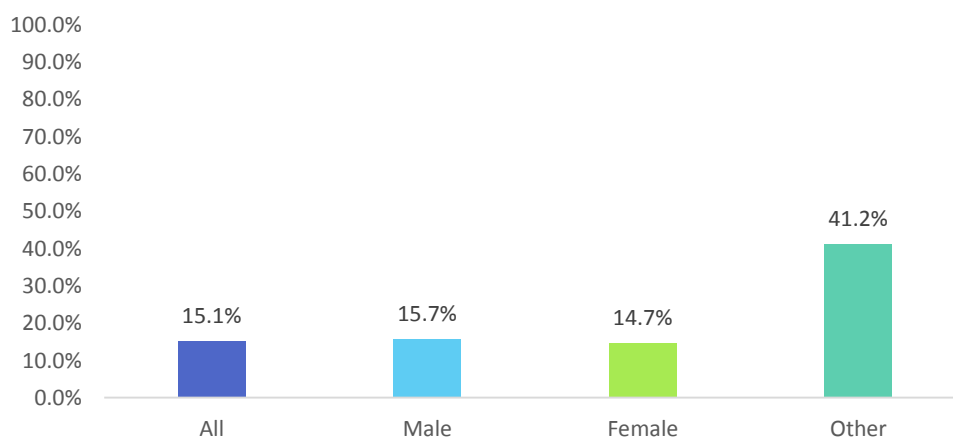
In the past year, slightly over 15% of students have been perpetrators of physical abuse.

Prevalence rates of students who reported being victims of physical abuse since attending SDSU.



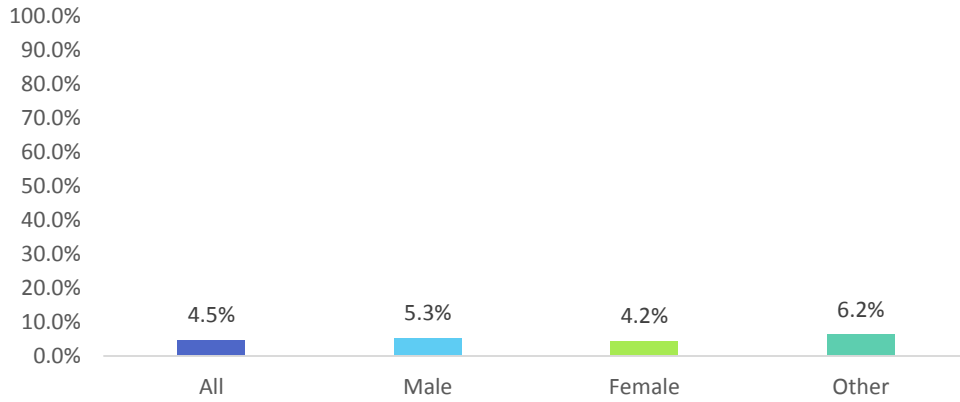
Since attending SDSU, over 16% of all students have been victims of physical abuse.

Prevalence rates of students who reported being victims of physical abuse in the past year.



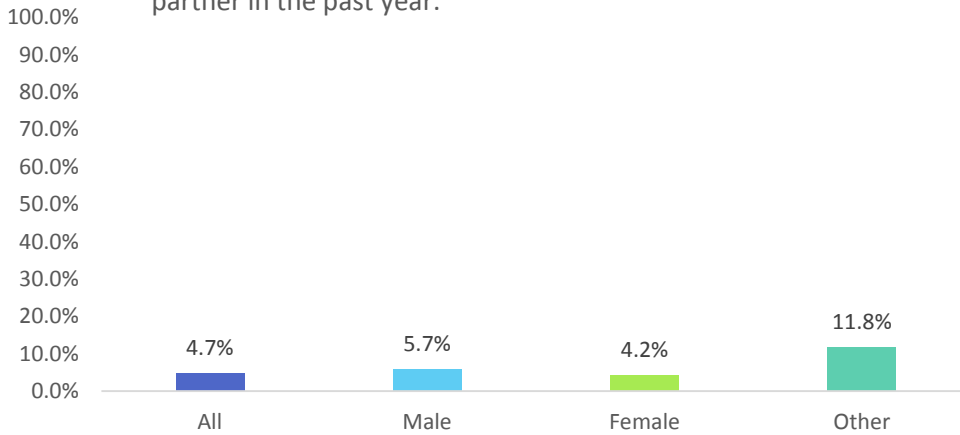
In the past year, close to 15% of all students have been victims of physical abuse.

Prevalence rates of students who reported injuring their partner since attending SDSU.



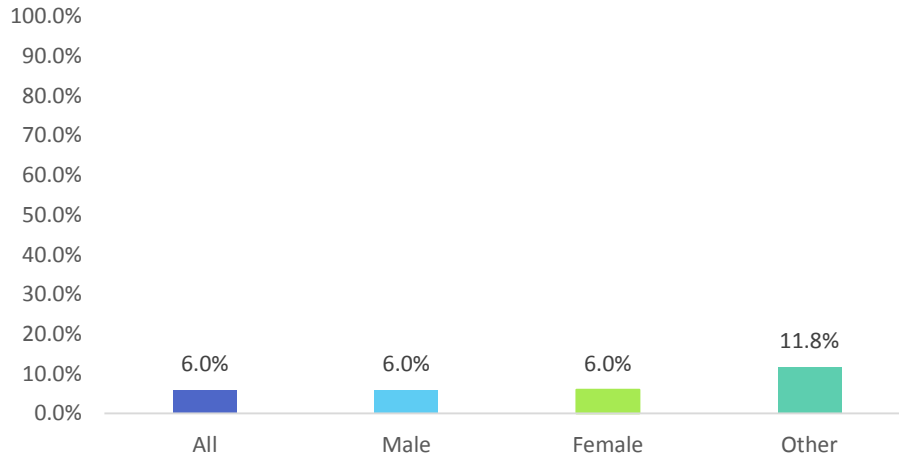
Since attending SDSU, 4.5% of all students have injured their partner.

Prevalence rates of students who reported injuring their partner in the past year.



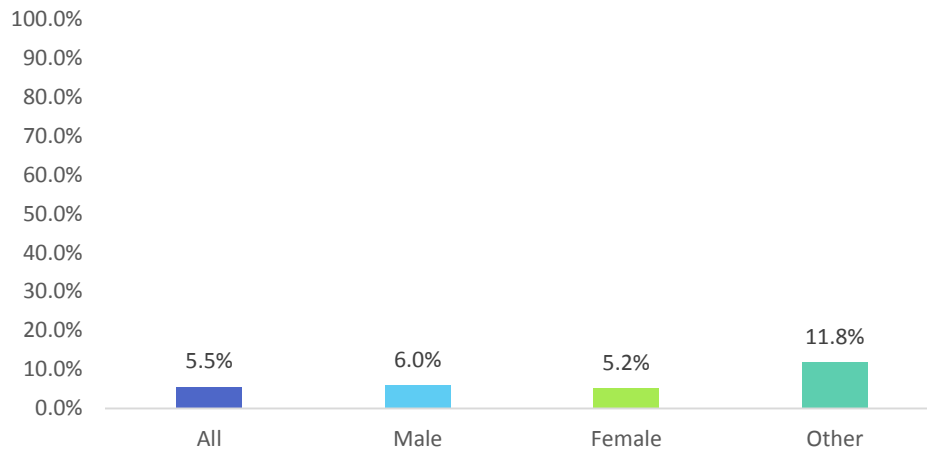
In the past year, 4.7% of all students have injured their partner.

Prevalence rates of students who reported being injured by their partner since attending SDSU.



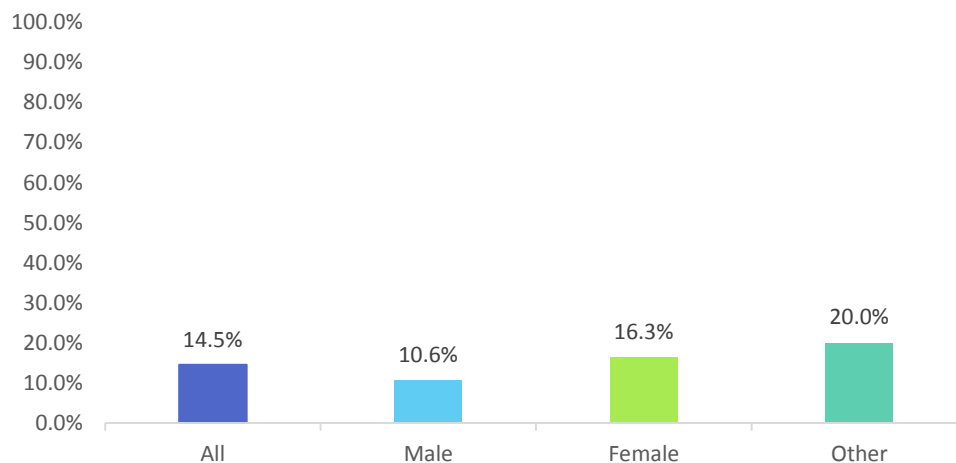
Since attending SDSU, 6% of all students have been injured by their partner.

Prevalence rates of students who reported being injured by their partner in the past year.



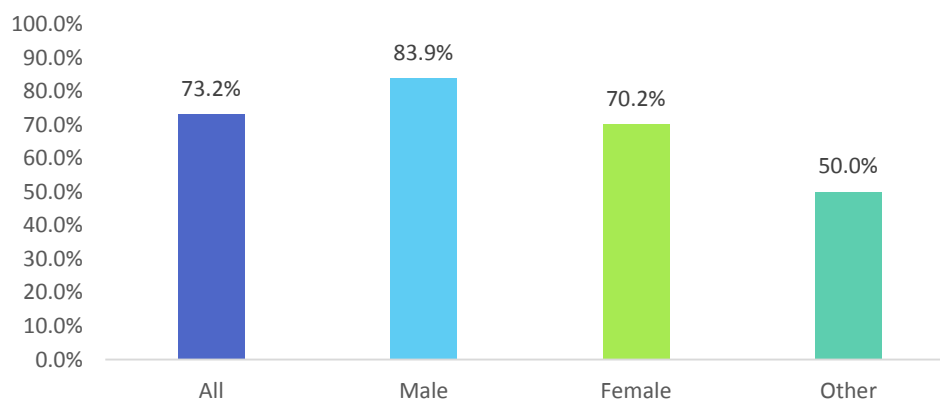
In the past year, 5.5% of all students have been injured by their partner.

Prevalence rates of students who reported having a partner that tried to control their activities.



14.5% of all students have had partners that have tried to control their activities.

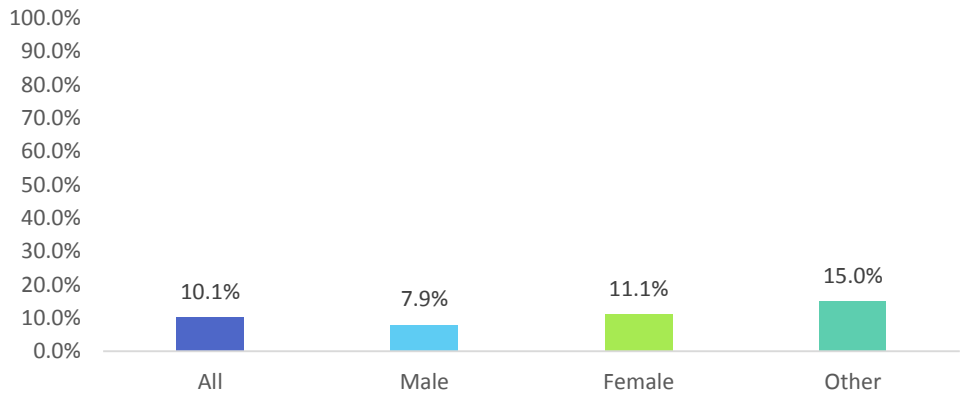
Prevalence rates of students who reported having a partner that tried to control their activities since attending SDSU.



\*\*\*Note: Of those who reported having a partner who tried to control their activities.

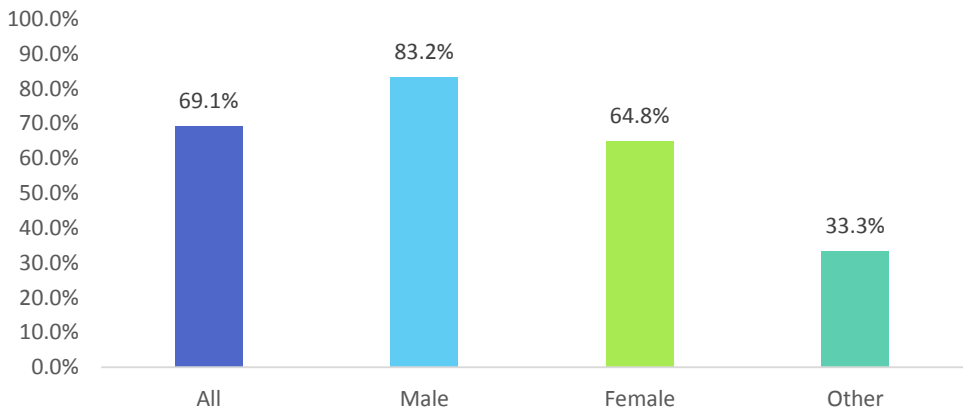
73.2% of those students who have had partners that tried to control their activities, have reported that these incidents occurred since starting at SDSU.

Prevalence rates of partners' attempt to control contact with family and friends.



About 10% of all students have had partners that have tried to control their contact with family and friends.

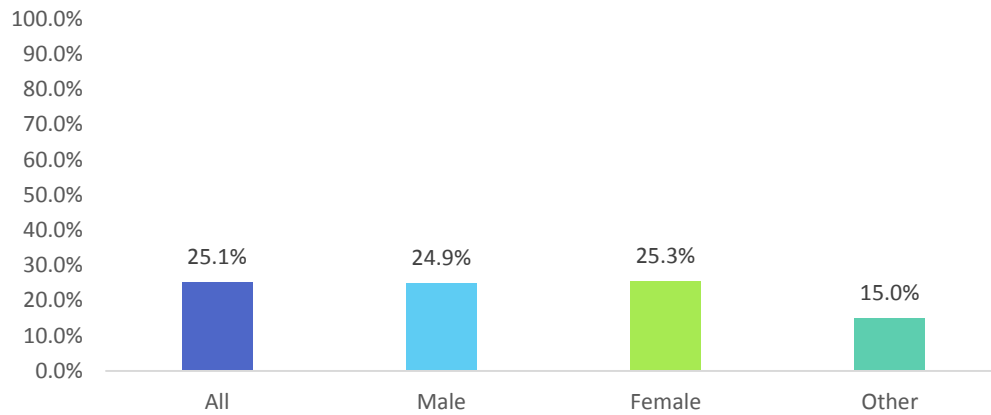
Prevalence rates of partners' attempt to control contact with family and friends since attending SDSU.



\*\*\*Note: Of those who reported having a partner who tried to control their contact with family and friends.

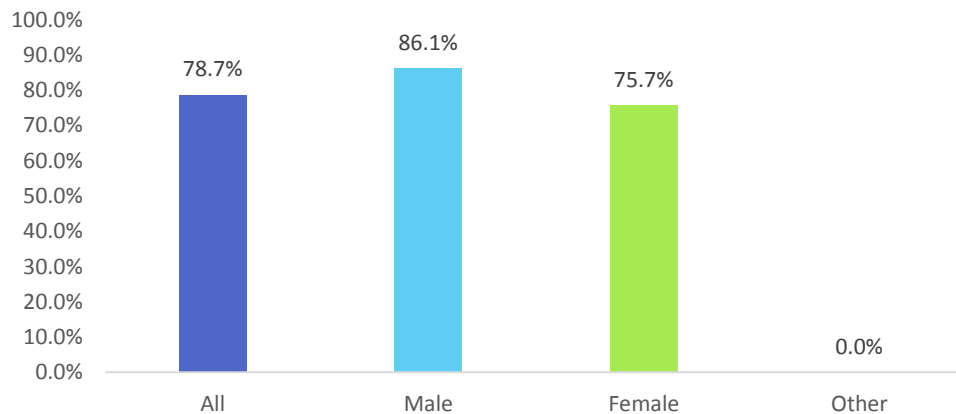
69.1% of all students who have had partners that tried to control their contact with family and friends, have reported that these incidents occurred since starting at SDSU.

Prevalence rates of students who reported partner demonstrating extremely jealous behavior.



Slightly over 25% of all students have had partners who acted extremely jealous.

Prevalence rates of students who reported partner demonstrating extremely jealous behavior since attending SDSU.

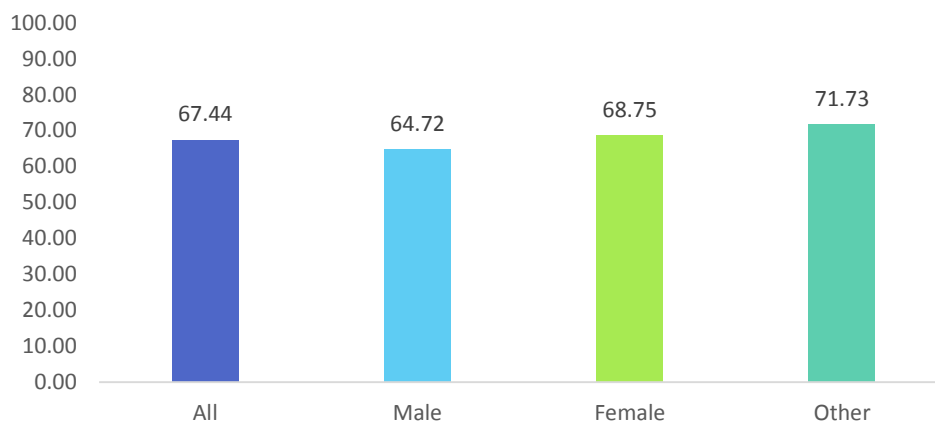


\*\*\*Note: Of those who reported having a partner that demonstrated extremely jealous behavior.

78.7% of those students who have had partners that acted extremely jealous, have reported that these incidents occurred since starting at SDSU.

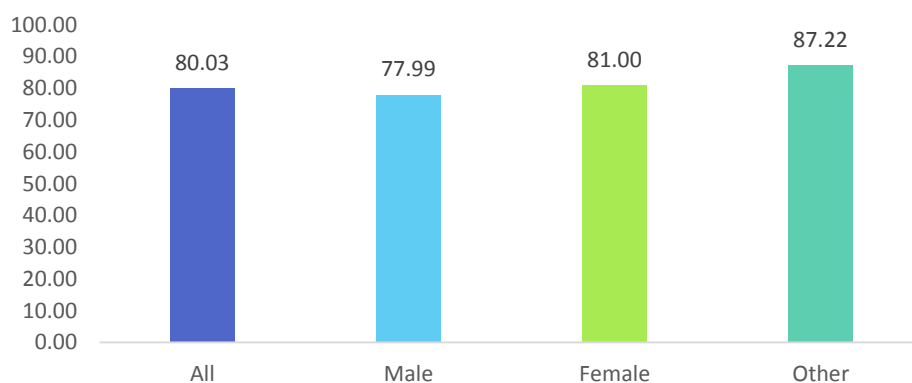
## Bystander Confidence

Bystander confidence is measured on a 0 (no confidence) to 100 (complete confidence) scale. Reported level of confidence in expressing discomfort if someone makes a joke about a woman's body.



On average, all students are moderately confident in expressing their discomfort if someone makes a joke about a woman's body.

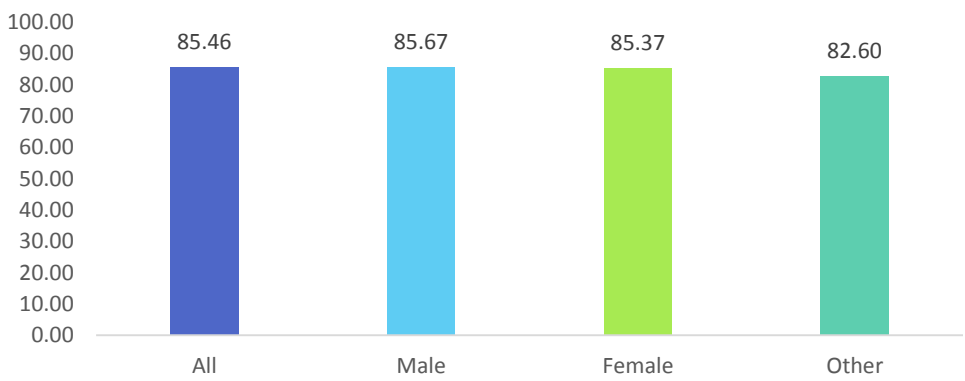
Bystander confidence is measured on a 0 (no confidence) to 100 (complete confidence) scale. Reported level of confidence in expressing discomfort if someone says that rape victims are to blame for being raped.



On average, all students are very confident in expressing their discomfort if someone says that rape victims are to blame for being raped.

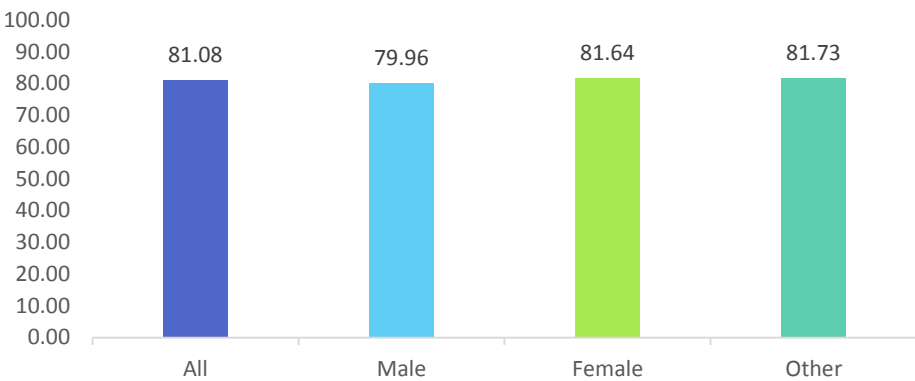


Bystander confidence is measured on a 0 (no confidence) to 100 (complete confidence) scale. Reported level of confidence in calling for help (i.e. call 911) if a student hears someone in their dorm yelling “help.”



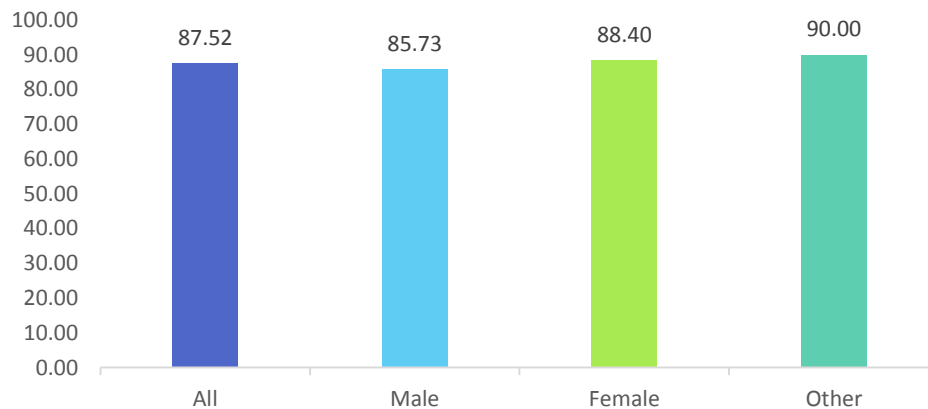
On average, all students are very confident in calling for help (i.e. call 911) if they hear someone in their dorm yelling “help.”

Bystander confidence is measured on a 0 (no confidence) to 100 (complete confidence) scale. Reported level of confidence in talking to a friend who they suspect is in a sexually abusive relationship.



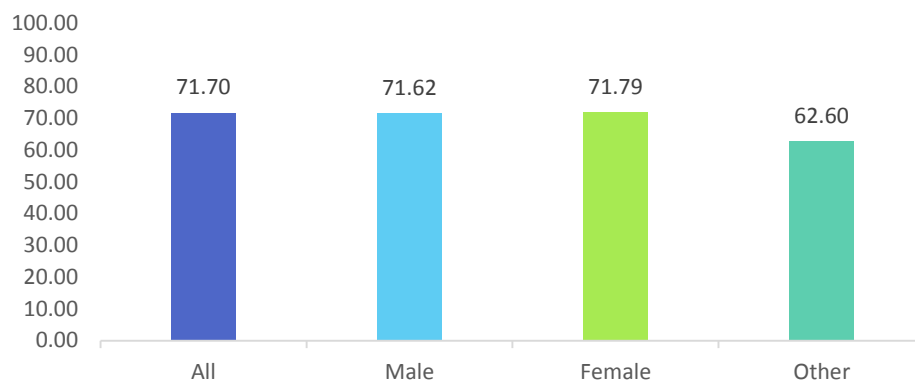
On average, all students are very confident in talking to a friend who they suspect is in a sexually abusive relationship.

Bystander confidence is measured on a 0 (no confidence) to 100 (complete confidence) scale. Reported level of confidence in getting help and resources for a friend who tells them they have been raped.



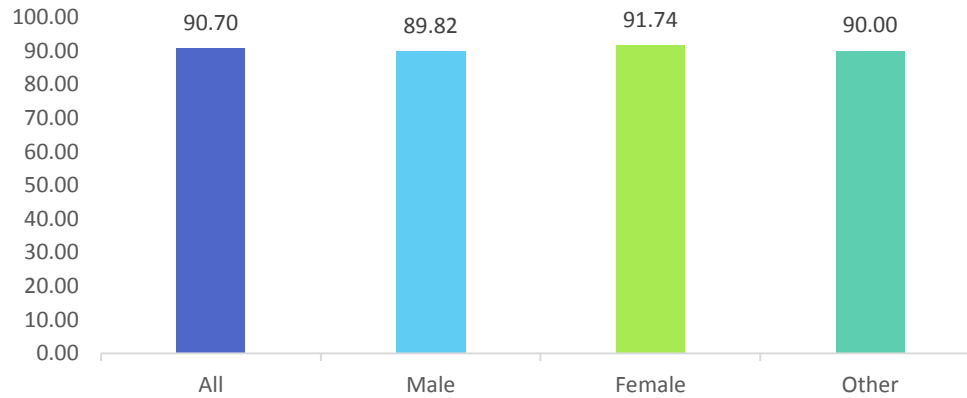
On average, all students are very confident in getting help and resources for a friend who tells them they have been raped.

Bystander confidence is measured on a 0 (no confidence) to 100 (complete confidence) scale. Reported level of confidence in being able to ask a stranger who looks very upset at a party if they are okay or need help.



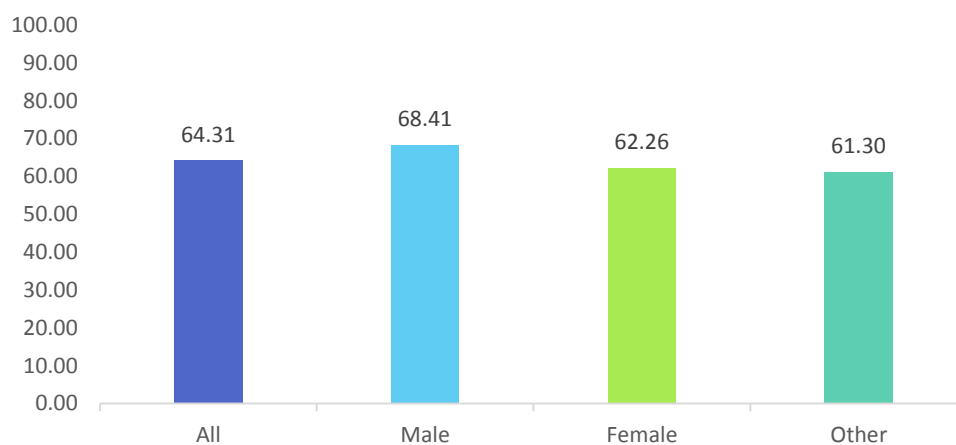
On average, all students are moderately confident in being able to ask a stranger who looks very upset at a party if they are okay or need help.

Bystander confidence is measured on a 0 (no confidence) to 100 (complete confidence) scale. Reported level of confidence in asking a friend if they need to be walked home from a party.



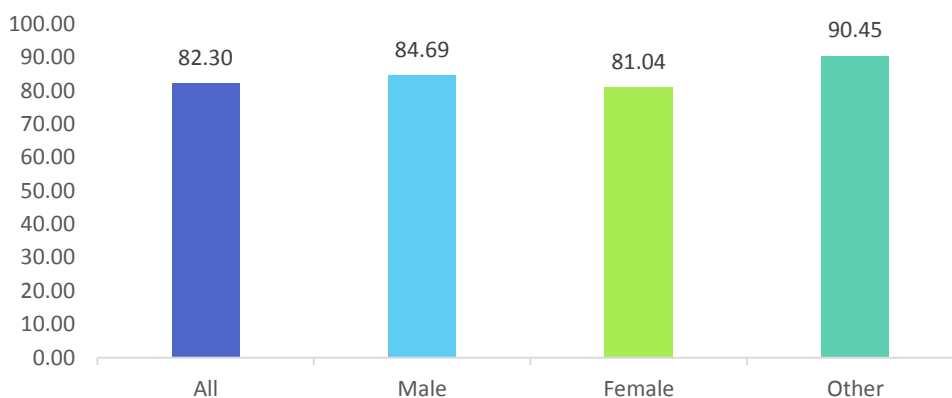
On average, all students are very confident in asking a friend if they need to be walked home from a party.

Bystander confidence is measured on a 0 (no confidence) to 100 (complete confidence) scale. Reported level of confidence in asking a stranger if they need to be walked home from a party.



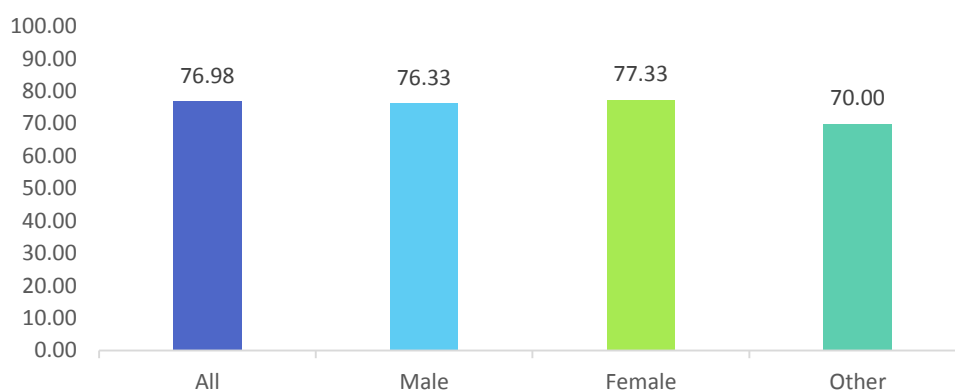
On average, all students are moderately confident in asking a stranger if they need to be walked home from a party.

Bystander confidence is measured on a 0 (no confidence) to 100 (complete confidence) scale. Reported level of confidence in criticizing a friend who tells them that they had sex with someone who was passed out or who didn't give consent.



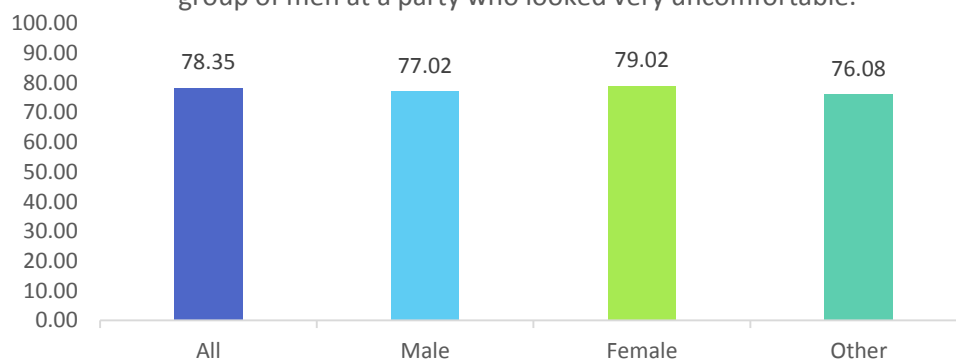
On average, all students are very confident in criticizing a friend who tells them that they had sex with someone who was passed out or who didn't give consent.

Bystander confidence is measured on a 0 (no confidence) to 100 (complete confidence) scale. Reported level of confidence in doing something to help a very drunk person who is being brought upstairs to a bedroom by a group of people at a party.



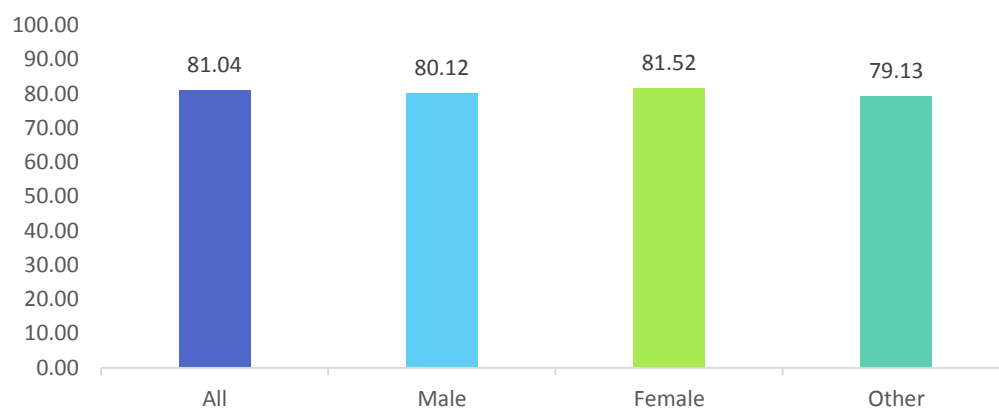
On average, all students are moderately confident in doing something to help a very drunk person who is being brought upstairs to a bedroom by a group of people at a party.

Bystander confidence is measured on a 0 (no confidence) to 100 (complete confidence) scale. Reported level of confidence in doing something if they saw a woman surrounded by a group of men at a party who looked very uncomfortable.



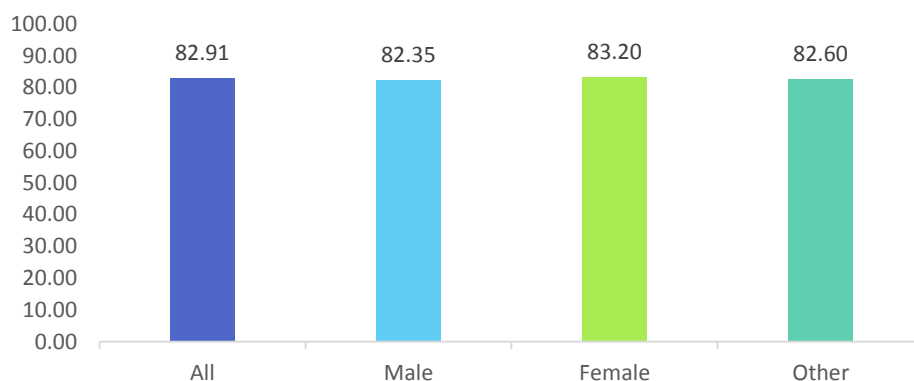
On average, all students are moderately confident in doing something if they saw a woman surrounded by a group of men at a party who looked very uncomfortable.

Bystander confidence is measured on a 0 (no confidence) to 100 (complete confidence) scale. Reported level of confidence in telling an RA or other campus authority about information they have that might help in a sexual assault case even if pressured by



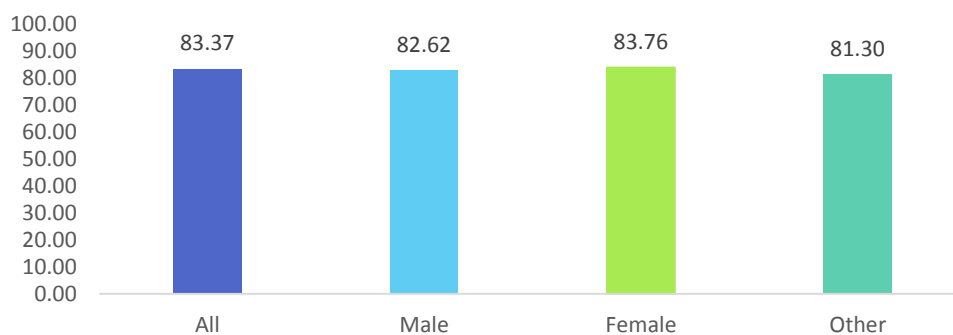
On average, all students are very confident in telling an RA or other campus authority about information they have that might help in a sexual assault case even if pressured by their peers to stay silent.

Bystander confidence is measured on a 0 (no confidence) to 100 (complete confidence) scale. Reported level of confidence in speaking up to someone who is making excuses for forcing someone to have sex with them.

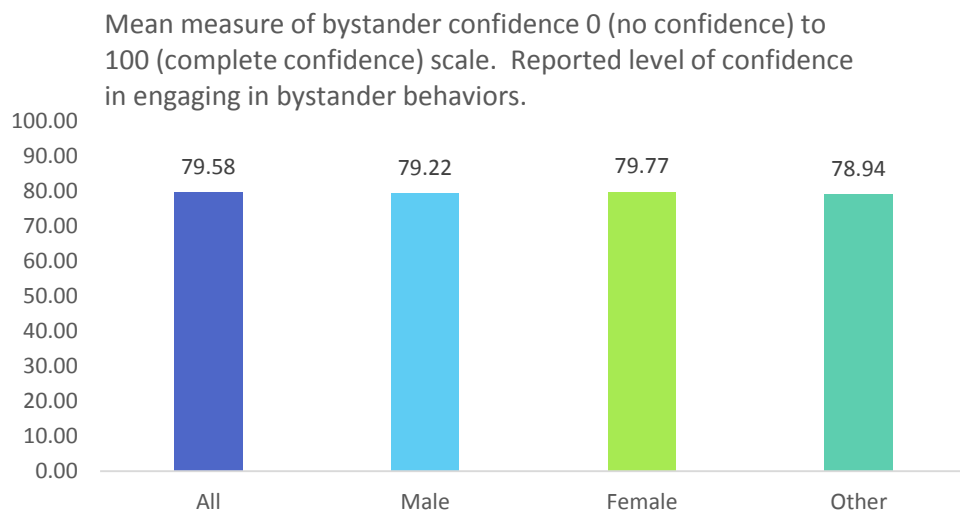


On average, all students are moderately confident in speaking up to someone who is making excuses for forcing someone to have sex with them.

Bystander confidence is measured on a 0 (no confidence) to 100 (complete confidence) scale. Reported level of confidence in speaking up to someone who is making excuses for having sex with someone who is unable to give full consent.



On average, all students are moderately confident in speaking up to someone who is making excuses for having sex with someone who is unable to give full consent.



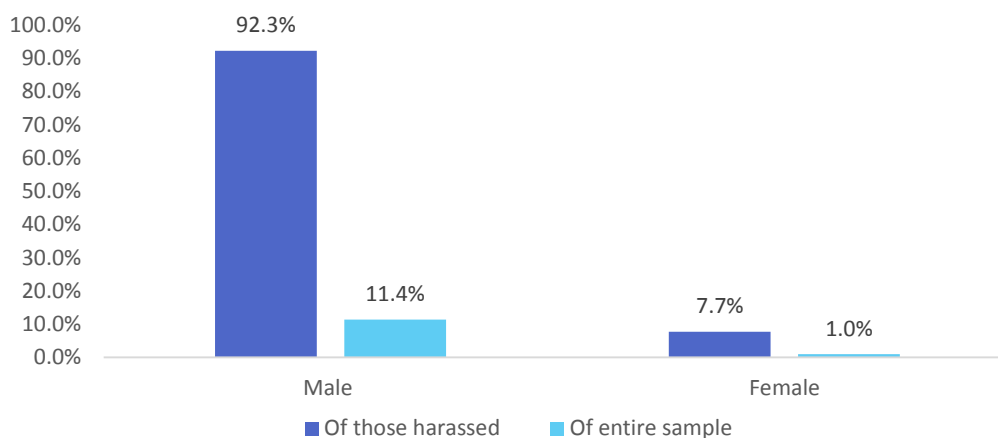
On average, of all students felt very confident in engaging in bystander behaviors.

## Stalking & Unwanted Pursuit

The following analyses refer to the subsample of students who responded yes to the question: *Since you began attending SDSU, have you ever experienced being persistently followed, and/or harassed, and/or pursued by someone in an unwanted way on or around SDSU's campus?* Out of the 9,161 students in the final sample, 1,141 (14%) indicated that they had been pursued. As respondents responded to these items, a small number of participants dropped out of the successive items, resulting in very minor fluctuations of the total subsample size and resulting percentages.

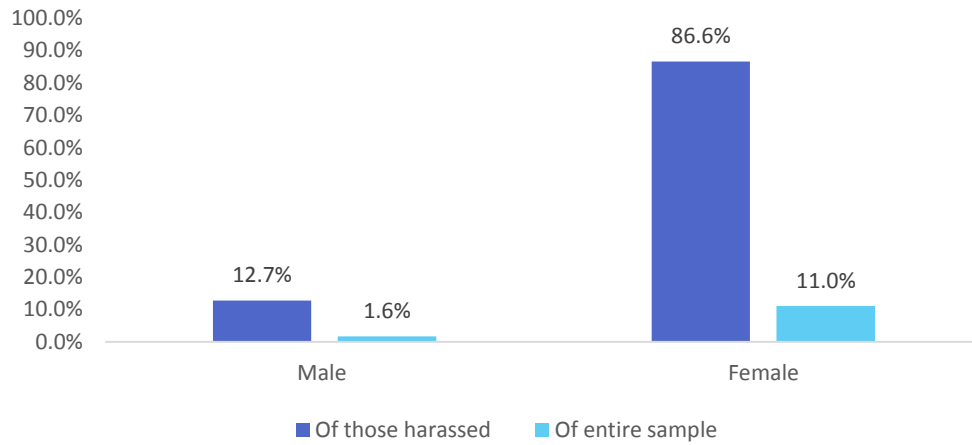
The overall incidence of unwanted harassment, pursuit and intrusion in and around campus during a student's time at SDSU is approximately 14%, which is in line with lower-bound estimates of 8 to 12%, and higher-bound estimates of 25% (Spitzberg & Cupach, 2014). When the conditions of victim fear (8%) or threats (5%) are linked to the experience, which are common legal conditions of the crime of stalking, the incidence rate is reduced, but nevertheless still substantial.

The sex of the harasser of those students who have ever experienced being persistently followed, and/or harassed, and/or pursued by someone in an unwanted way on or around SDSU's campus.

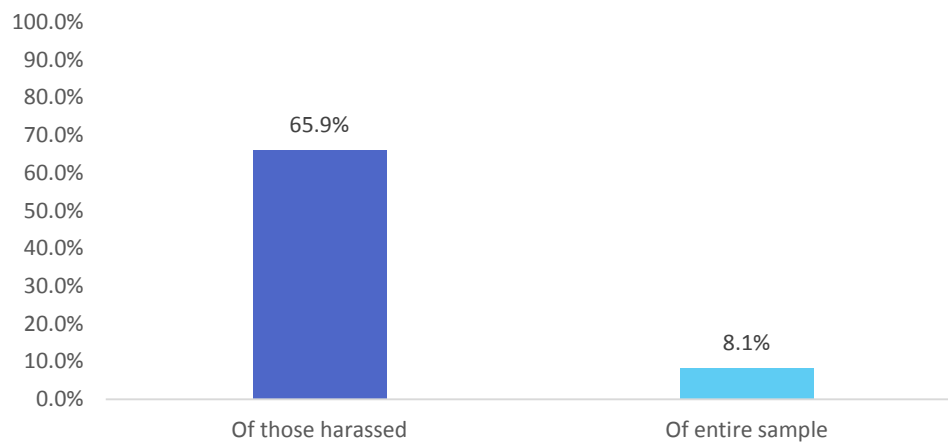




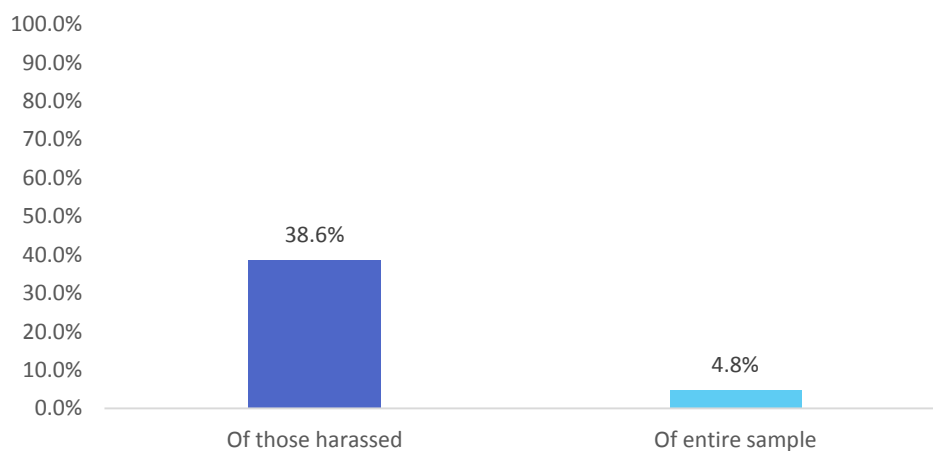
The sex of the respondent of those students who have ever experienced being persistently followed, and/or harassed, and/or pursued by someone in an unwanted way on or around SDSU's campus.



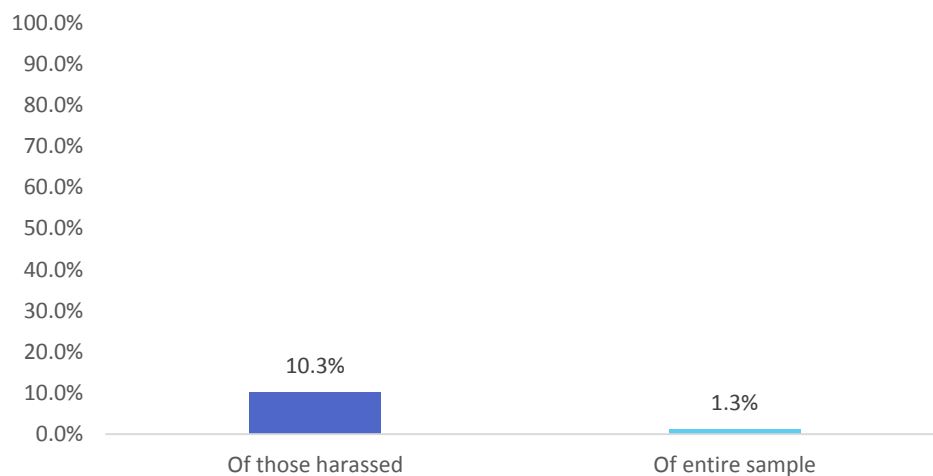
Prevalence rates of the unwanted pursuit occurring in a manner the student personally felt was threatening, or placed you in fear of your safety, or the safety of your family, friends, pets, or property [legal standard].



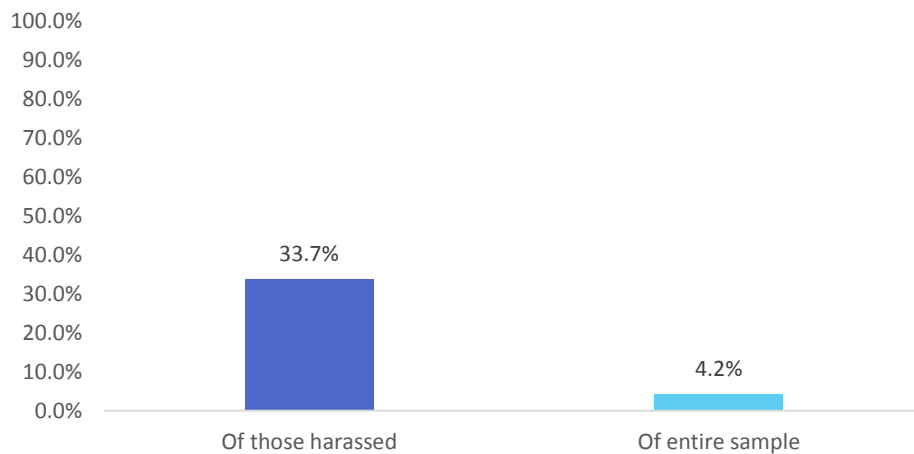
Prevalence rates of the harasser threatening the student verbally or through their actions, or made the student fear for their safety or the safety of those they care about [threat].



Prevalence rates of the harasser physically assaulting the student. (e.g., slap, kick, hit, strangle, restrain, etc.).

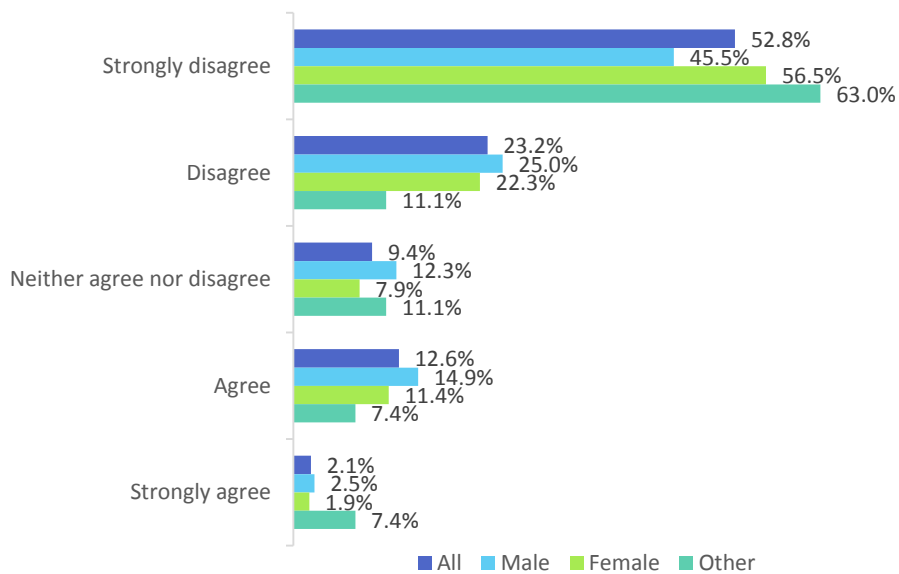


Prevalence rates of those who were harassed and considered the harassment a form of "stalking".

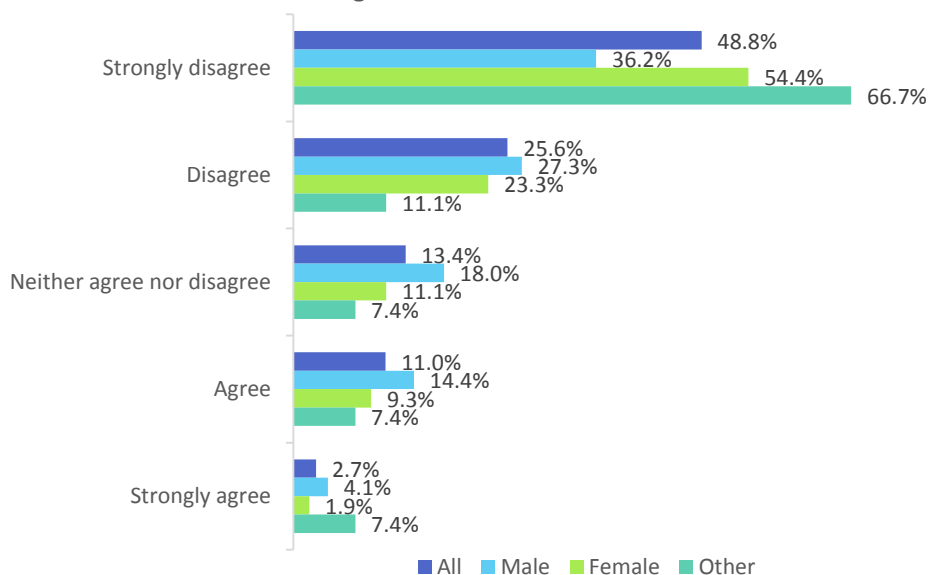


## Rape Myths

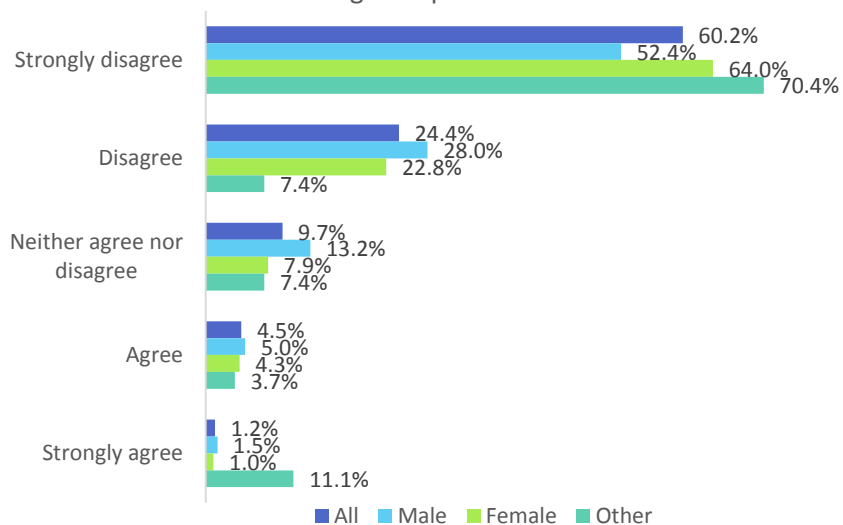
Reported level of endorsement of rape myths measured on a scale of 1 (strongly disagree) to 5 (strongly agree). Rates of endorsement of the following statement: if a girl is raped while she is drunk, she is at least somewhat responsible for letting things



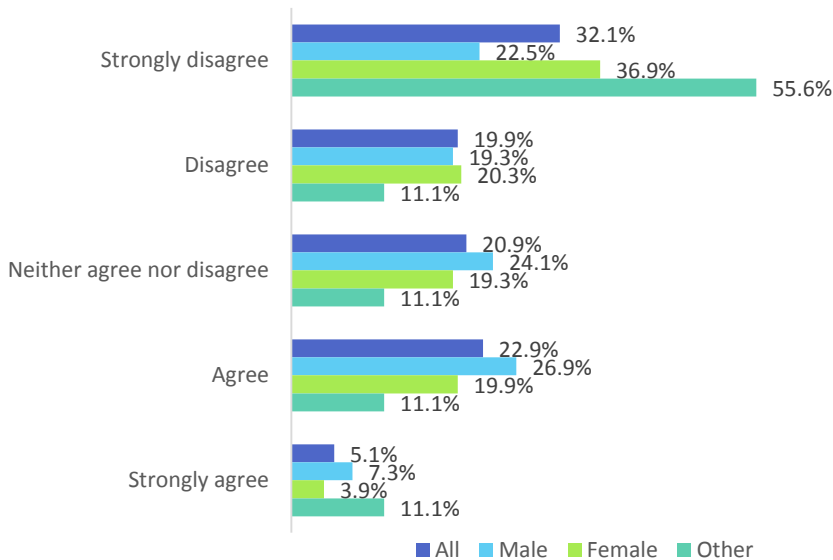
Reported level of endorsement of rape myths measured on a scale of 1 (strongly disagree) to 5 (strongly agree). Rates of endorsement of the following statement: when girls go to parties wearing slutty clothes, they are asking for trouble.



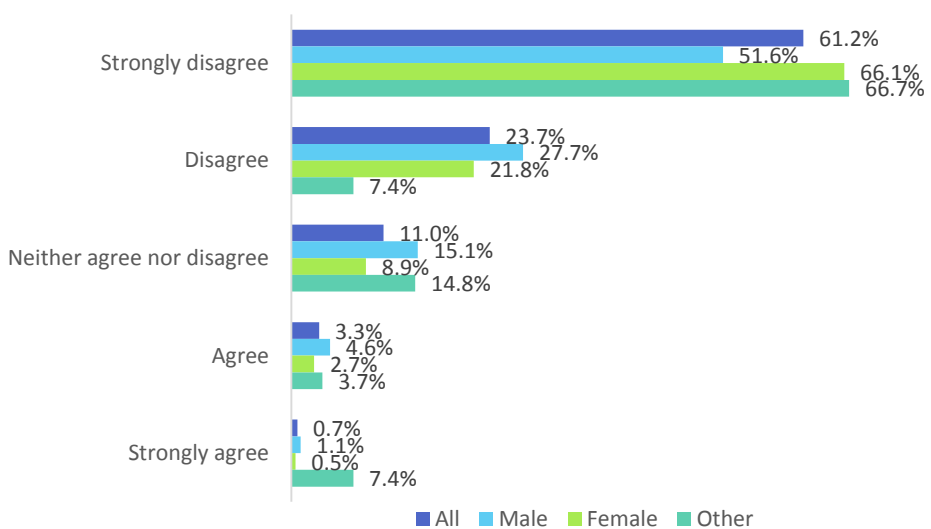
Reported level of endorsement of rape myths measured on a scale of 1 (strongly disagree) to 5 (strongly agree). Rates of endorsement of the following statement: if a girl goes to a room alone with a guy at a party, it is her own fault if she gets raped.



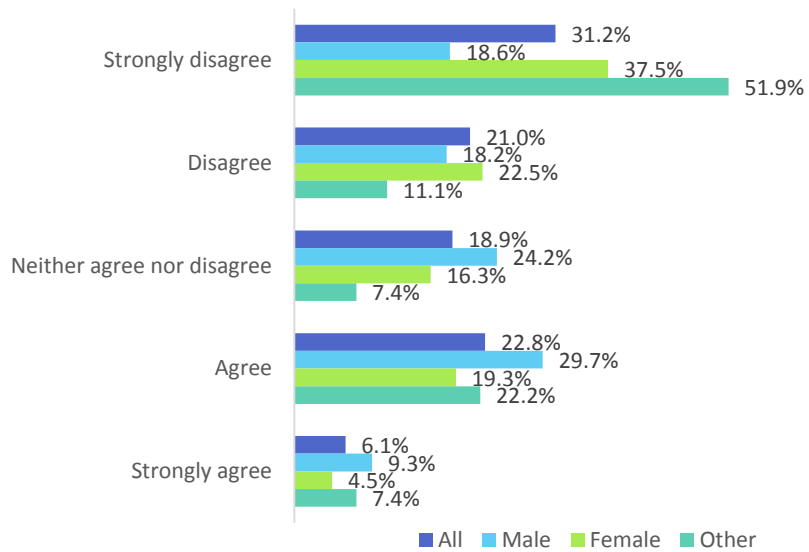
Reported level of endorsement of rape myths measured on a scale of 1 (strongly disagree) to 5 (strongly agree). Rates of endorsement of the following statement: if a girl acts like a slut, eventually she is going to get into trouble.



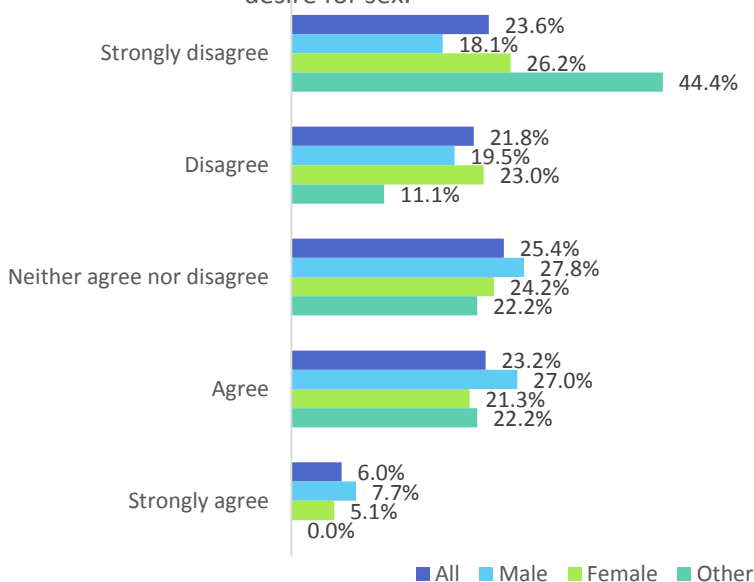
Reported level of endorsement of rape myths measured on a scale of 1 (strongly disagree) to 5 (strongly agree). Rates of endorsement of the following statement: when a girl gets raped, it's often because the way they said "no" was unclear.



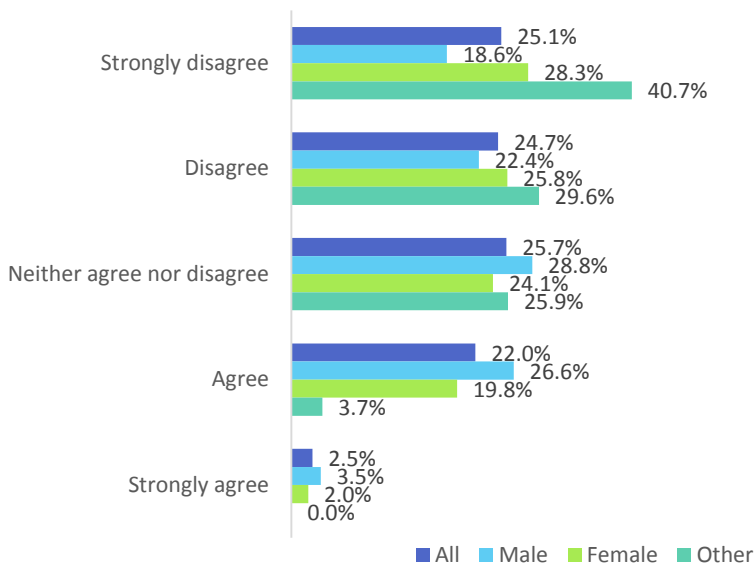
Reported level of endorsement of rape myths measured on a scale of 1 (strongly disagree) to 5 (strongly agree). Rates of endorsement of the following statement: if a girl initiates kissing or hooking up, she should not be surprised if a guy assumes she wa



Reported level of endorsement of rape myths measured on a scale of 1 (strongly disagree) to 5 (strongly agree). Rates of endorsement of the following statement: when guys rape, it is usually because of their strong desire for sex.

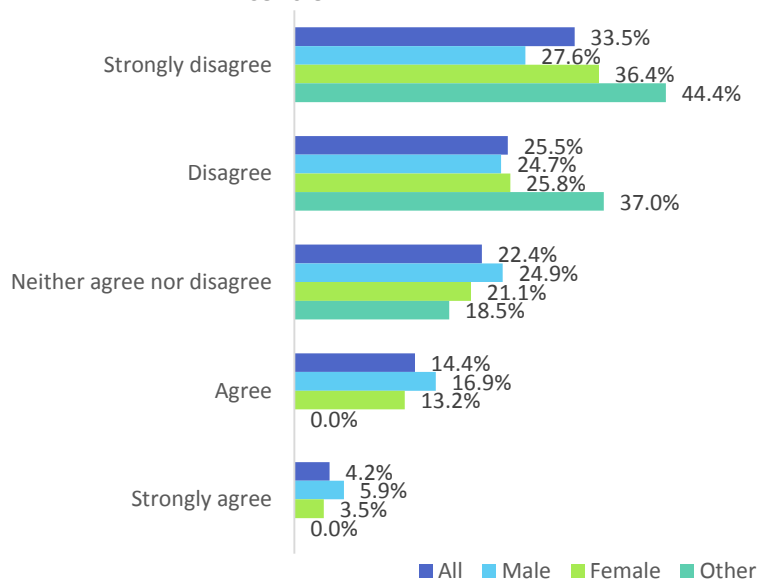


Reported level of endorsement of rape myths measured on a scale of 1 (strongly disagree) to 5 (strongly agree). Rates of endorsement of the following statement: guys don't usually intend to force sex on a girl, but sometimes they get too sexually carried

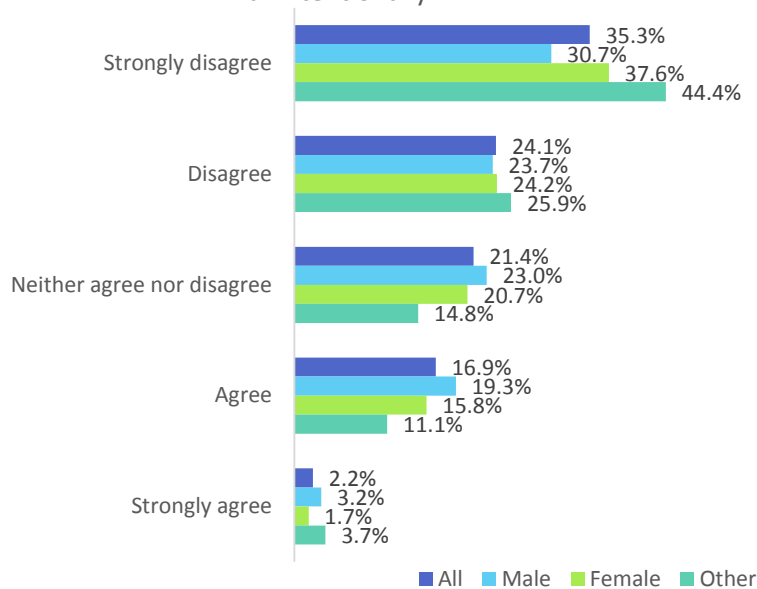




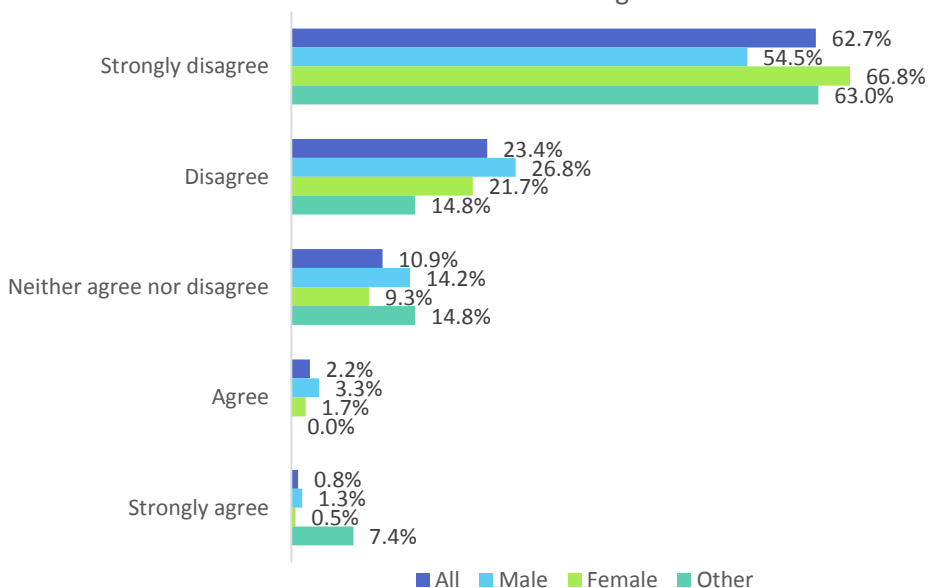
Reported level of endorsement of rape myths measured on a scale of 1 (strongly disagree) to 5 (strongly agree). Rates of endorsement of the following statement: rape happens when a guy's sex drive goes out of control.



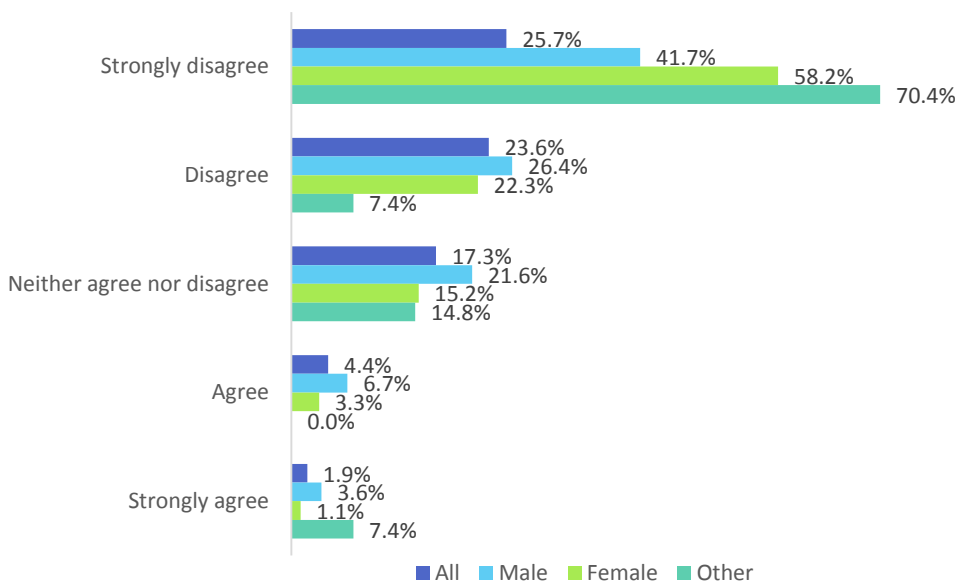
Reported level of endorsement of rape myths measured on a scale of 1 (strongly disagree) to 5 (strongly agree). Rates of endorsement of the following statement: if a guy is drunk, he might rape someone unintentionally.



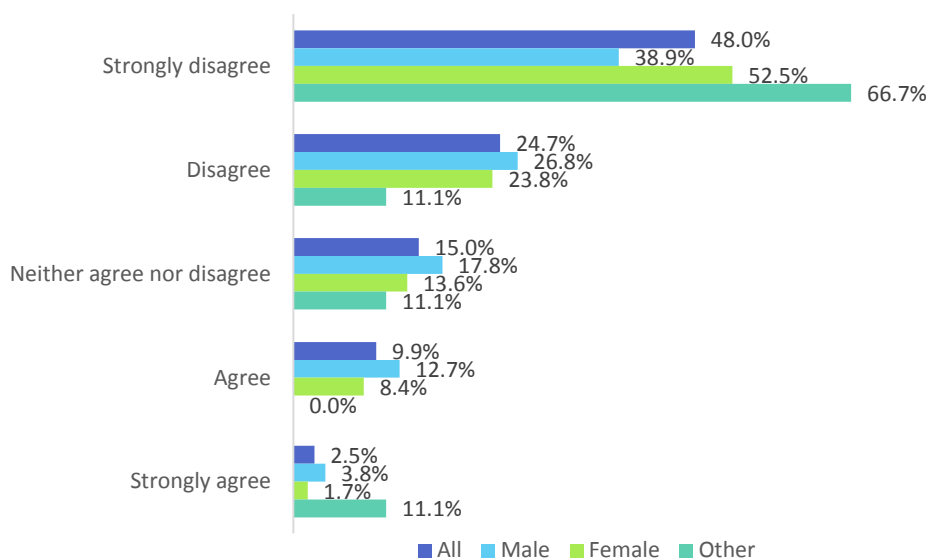
Reported level of endorsement of rape myths measured on a scale of 1 (strongly disagree) to 5 (strongly agree). Rates of endorsement of the following statement: it shouldn't be considered rape if a guy is drunk and didn't realize what he was doing.



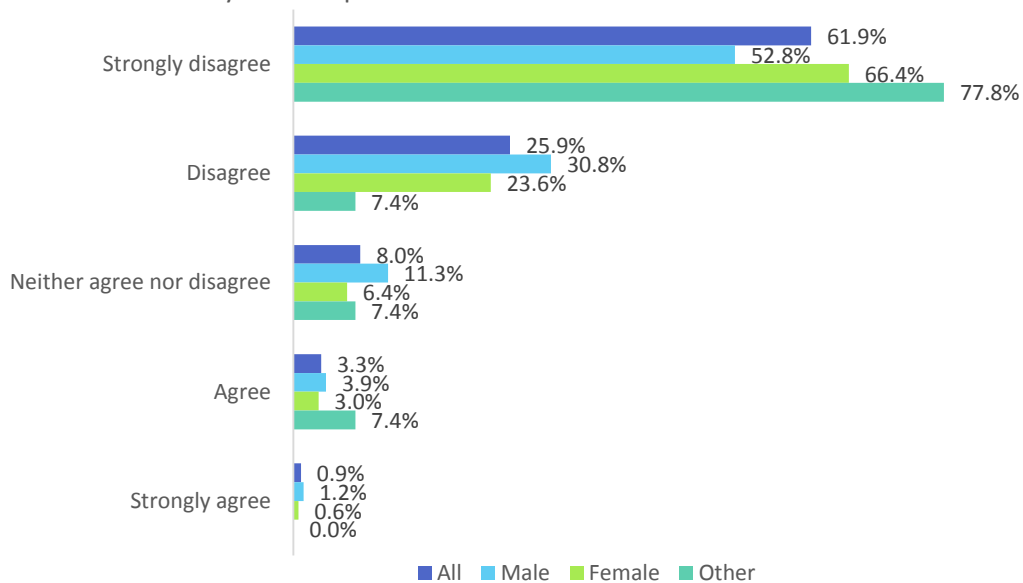
Reported level of endorsement of rape myths measured on a scale of 1 (strongly disagree) to 5 (strongly agree). Rates of endorsement of the following statement: if both people are drunk, it can't be rape.



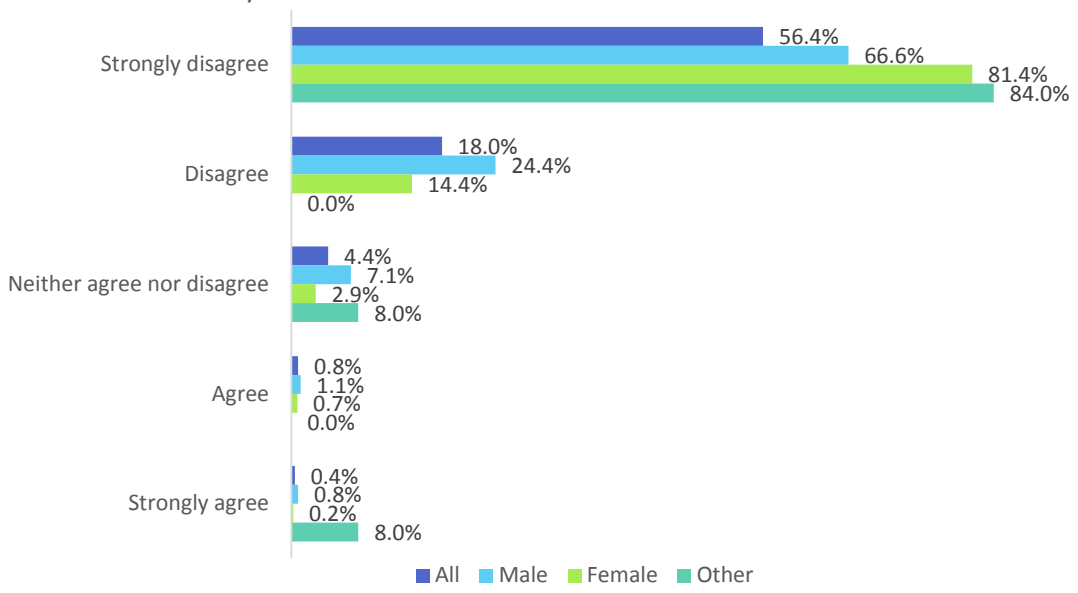
Reported level of endorsement of rape myths measured on a scale of 1 (strongly disagree) to 5 (strongly agree). Rates of endorsement of the following statement: if a girl doesn't physically resist sex -- even protesting verbally-- it can't be considered



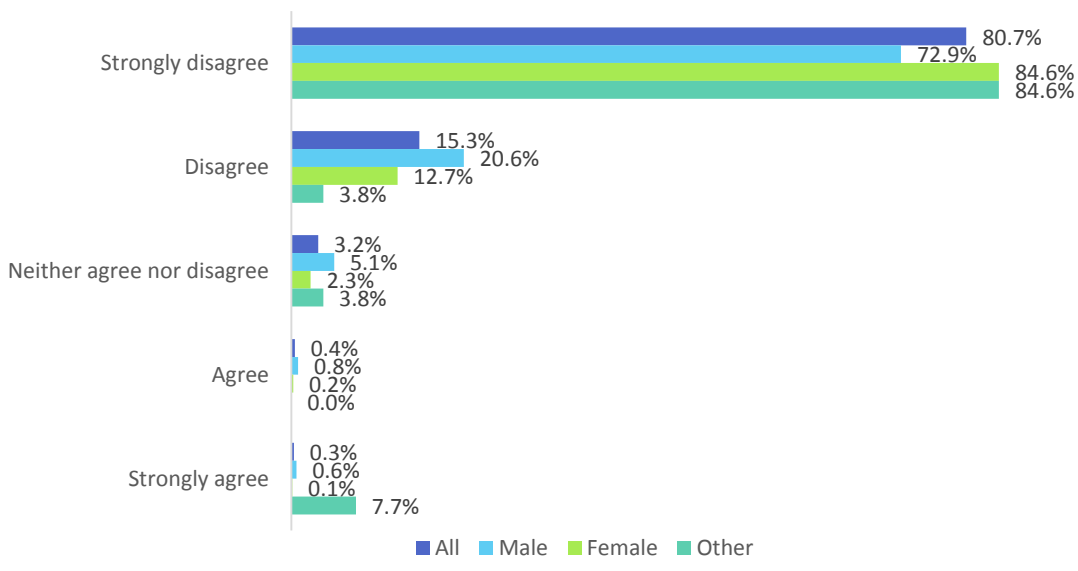
Reported level of endorsement of rape myths measured on a scale of 1 (strongly disagree) to 5 (strongly agree). Rates of endorsement of the following statement: if a girl doesn't physically fight back, you can't really say it was rape.



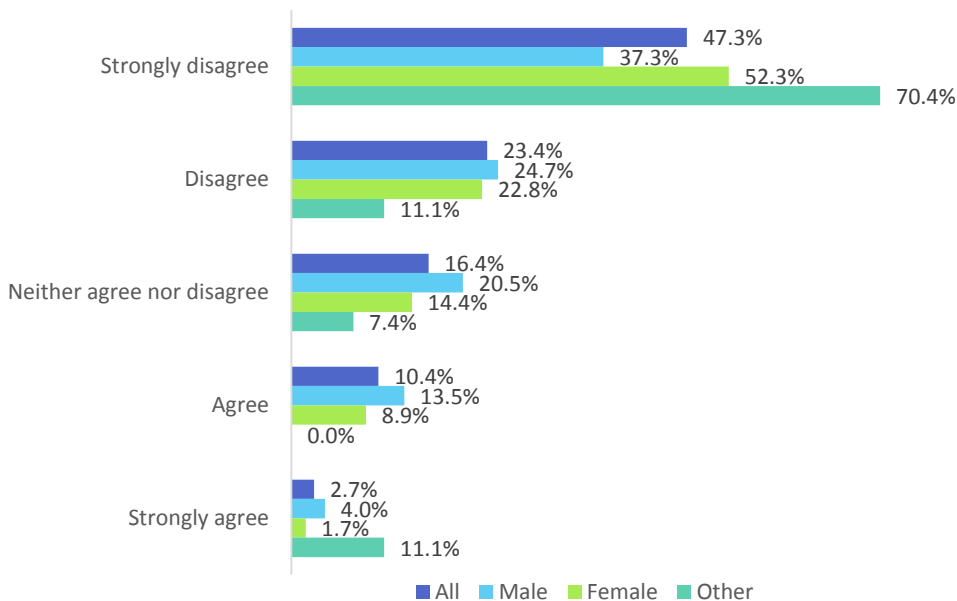
Reported level of endorsement of rape myths measured on a scale of 1 (strongly disagree) to 5 (strongly agree). Rates of endorsement of the following statement: a rape probably doesn't happen if a girl doesn't have any bruises or marks.



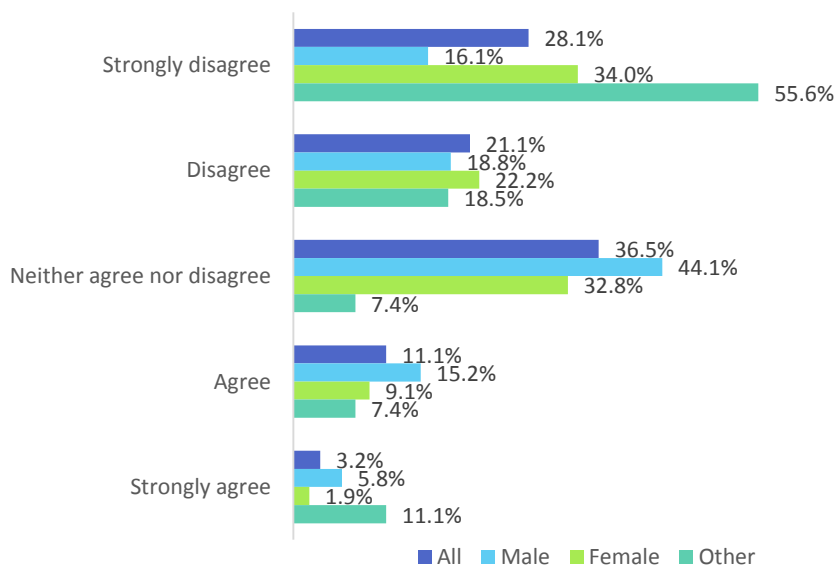
Reported level of endorsement of rape myths measured on a scale of 1 (strongly disagree) to 5 (strongly agree). Rates of endorsement of the following statement: if the accused "rapist" doesn't have a weapon, you really can't call it rape.



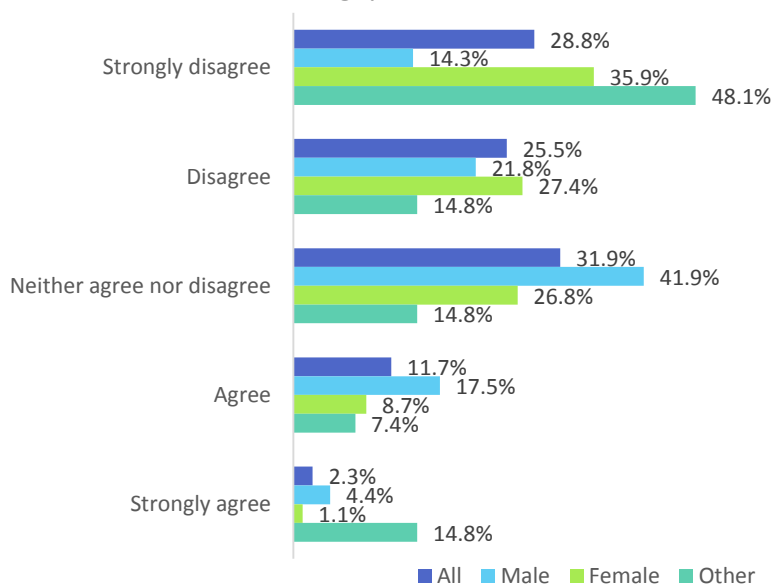
Reported level of endorsement of rape myths measured on a scale of 1 (strongly disagree) to 5 (strongly agree). Rates of endorsement of the following statement: if a girl doesn't say "no" she can't claim rape.



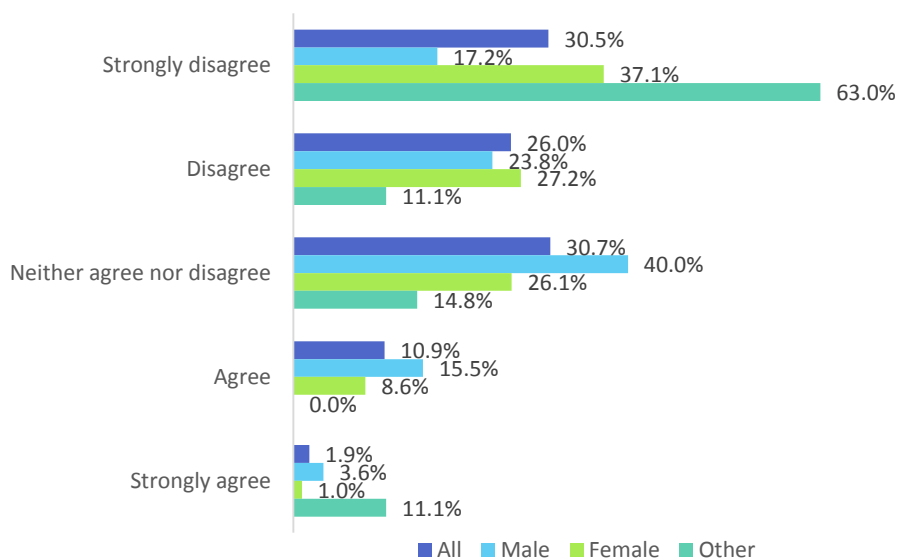
Reported level of endorsement of rape myths measured on a scale of 1 (strongly disagree) to 5 (strongly agree). Rates of endorsement of the following statement: a lot of times, girls who say they were raped agreed to have sex then regretted it.



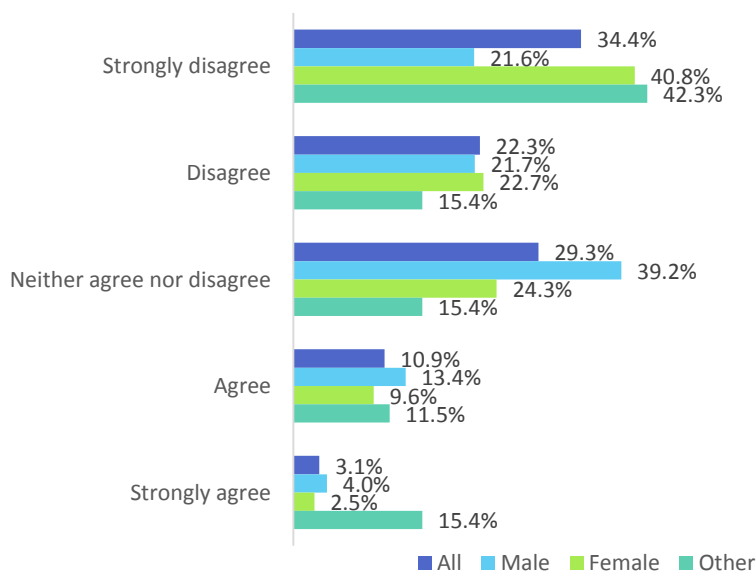
Reported level of endorsement of rape myths measured on a scale of 1 (strongly disagree) to 5 (strongly agree). Rates of endorsement of the following statement: rape accusations are often used as a way of getting back at guys.



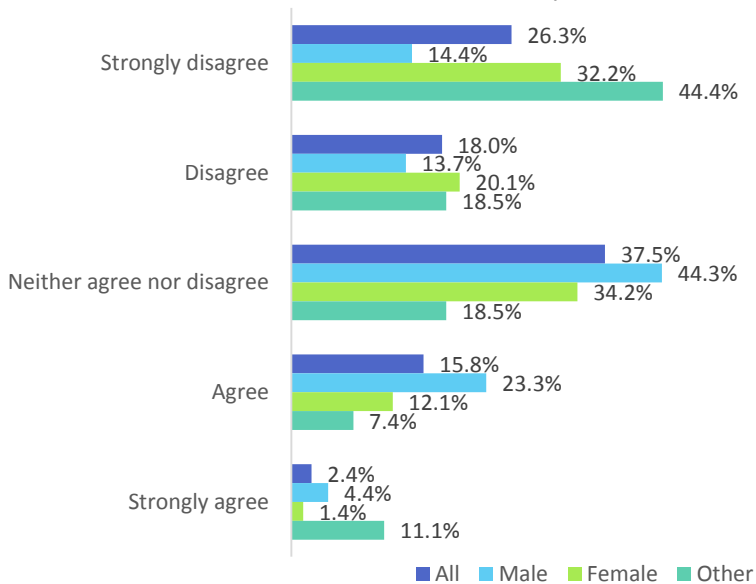
Reported level of endorsement of rape myths measured on a scale of 1 (strongly disagree) to 5 (strongly agree). Rates of endorsement of the following statement: a lot of times, girls who say they were raped often let the guy on and then had regrets.



Reported level of endorsement of rape myths measured on a scale of 1 (strongly disagree) to 5 (strongly agree). Rates of endorsement of the following statement: a lot of times, girls who claim they were raped have emotional problems.



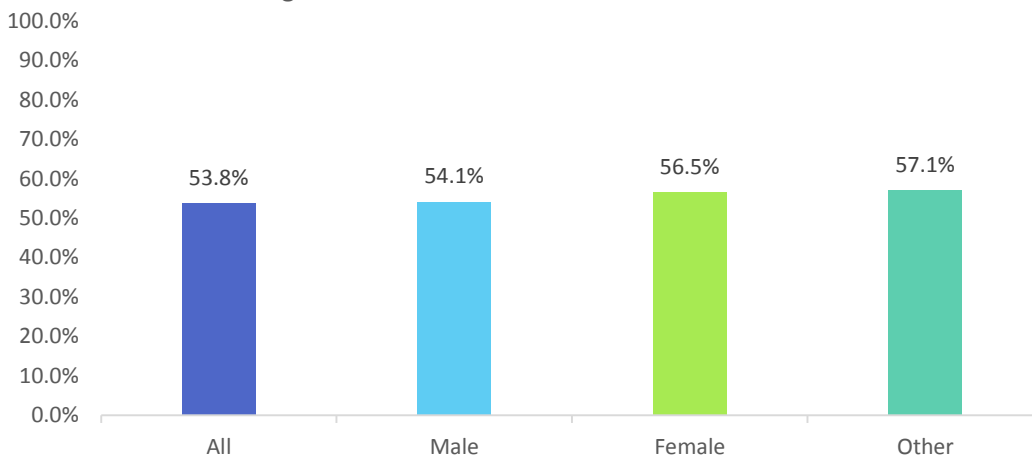
Reported level of endorsement of rape myths measured on a scale of 1 (strongly disagree) to 5 (strongly agree). Rates of endorsement of the following statement: girls who are caught cheating on their boyfriends sometimes claim it was rape.





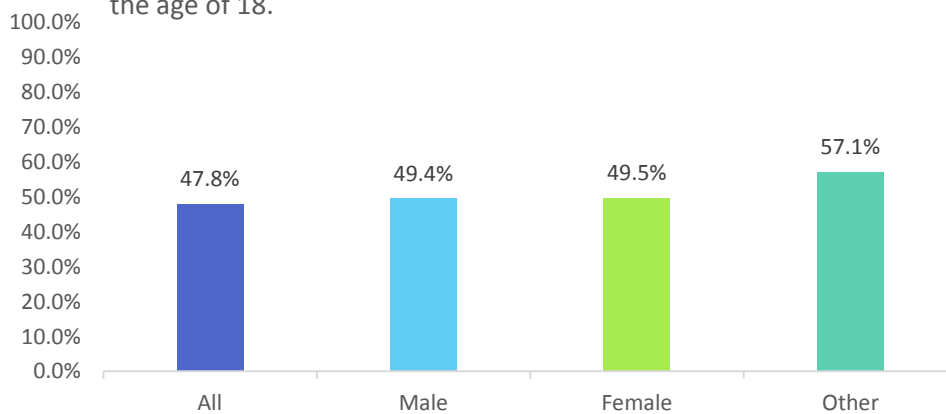
### Knowledge of SDSU Policies

Rates of endorsement of the following statement: at SDSU sexual acts are considered non-consensual if a person is incapacitated from alcohol or drugs.

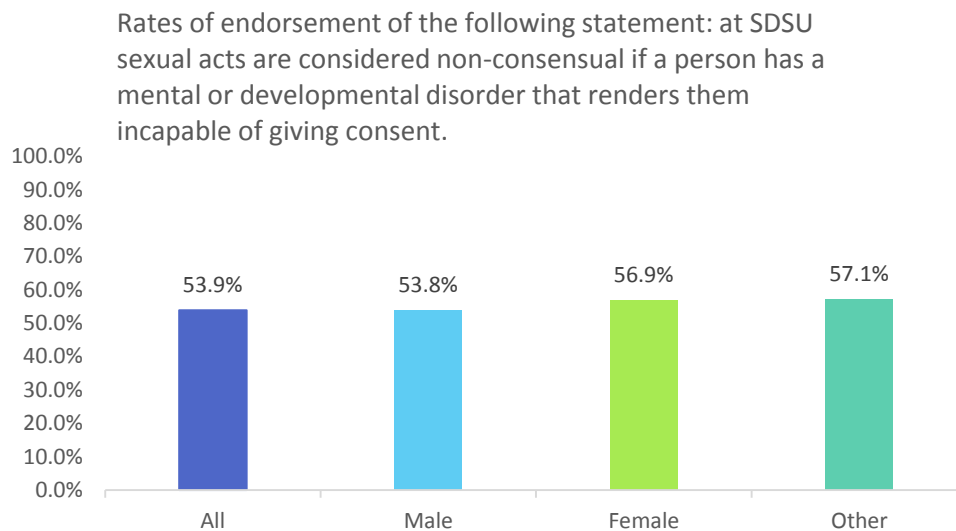


53.8% of all students believe that at SDSU, sexual acts are considered non-consensual if a person is incapacitated from alcohol or drugs.

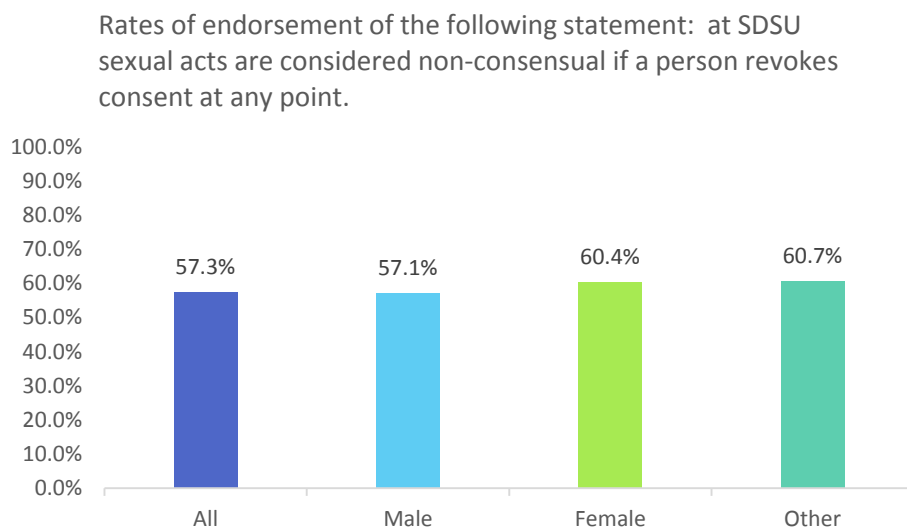
Rates of endorsement of the following statement: at SDSU sexual acts are considered non-consensual if a person is under the age of 18.



47.8% of all students believe that at SDSU, sexual acts are considered non-consensual if a person is under the age of 18.

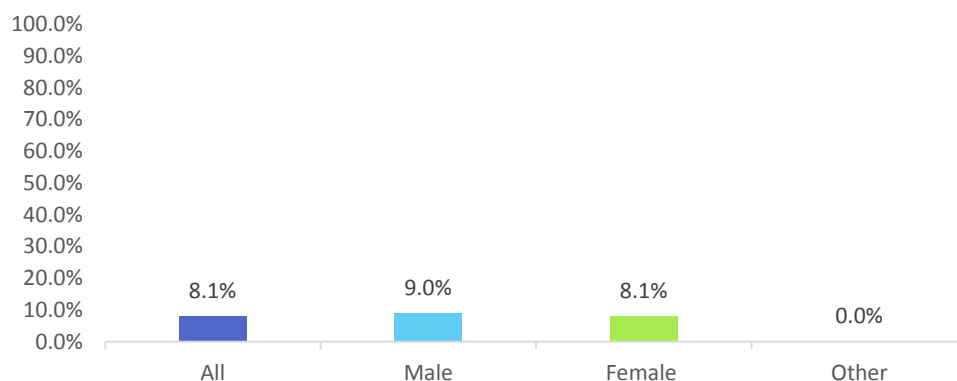


53.9% of all students believe that at SDSU, sexual acts are considered non-consensual if a person has a mental or developmental disorder that renders them incapable of giving consent.



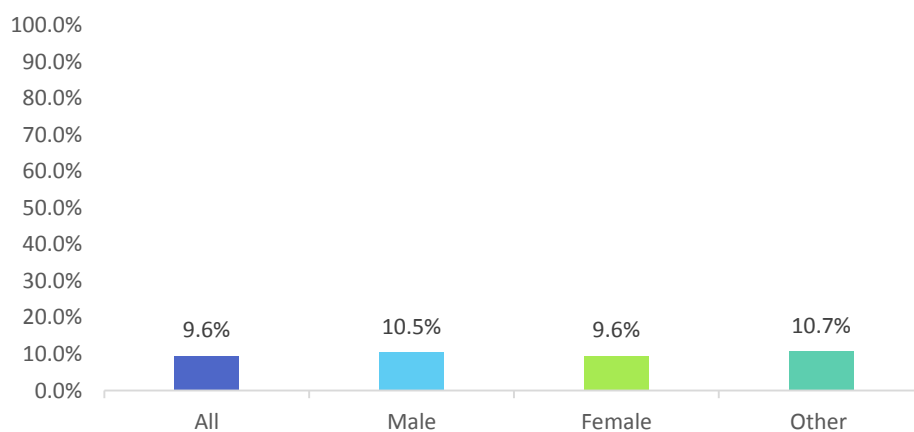
57.3% of all students believe that at SDSU, sexual acts are considered non-consensual if a person revokes consent at any point.

Reported level of lack of knowledge regarding what sexual acts are considered non-consensual at SDSU.



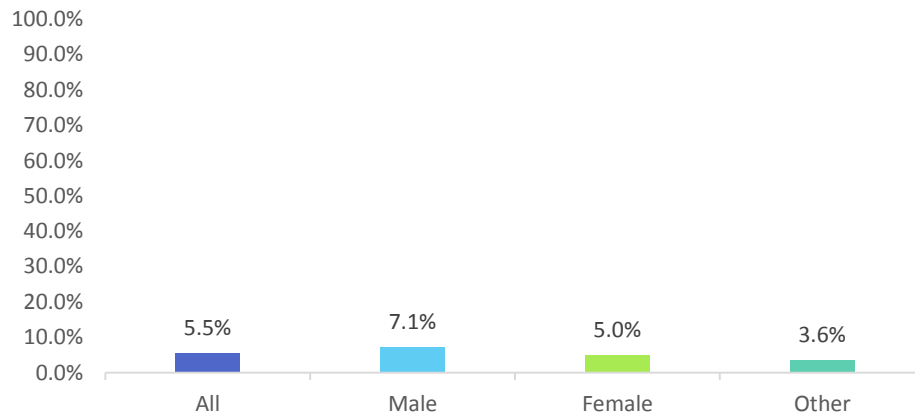
8.1% of all students believe that at SDSU, do not know what sexual acts are considered non-consensual at SDSU.

Rates of endorsement of the following statement: at SDSU a sexual act is not considered rape if no violence or threat of violence occurs.



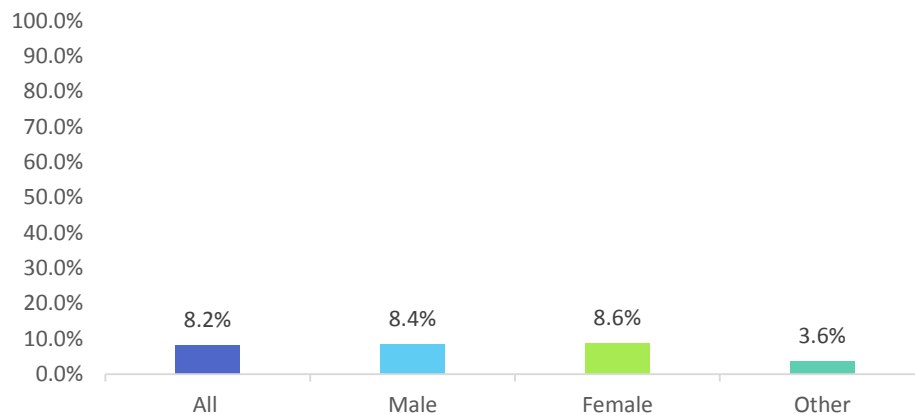
9.6% of all students believe that at SDSU, a sexual act is not considered rape if no violence or threat of violence occurs.

Rates of endorsement of the following statement: at SDSU a sexual act is not considered rape if the people involved are in a romantic relationship.



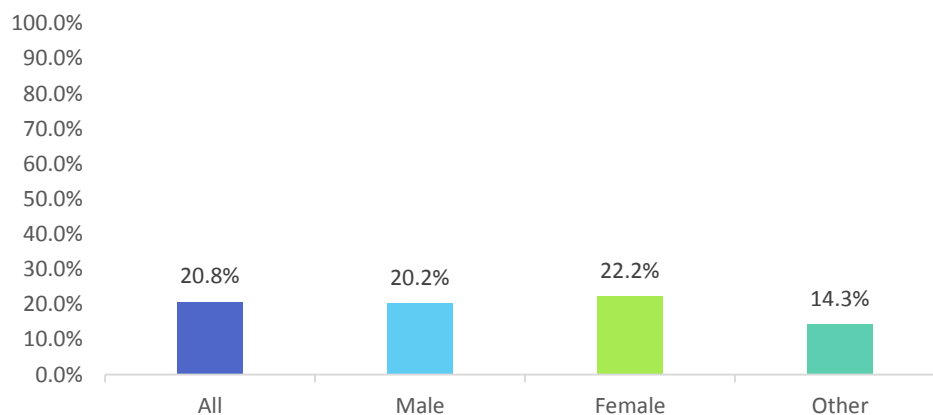
5.5% of all students believe that at SDSU, a sexual act is not considered rape if the people involved are in a romantic relationship.

Rates of endorsement of the following statement: at SDSU a sexual act is not considered rape if the accuser initially gave consent prior to revoking it.



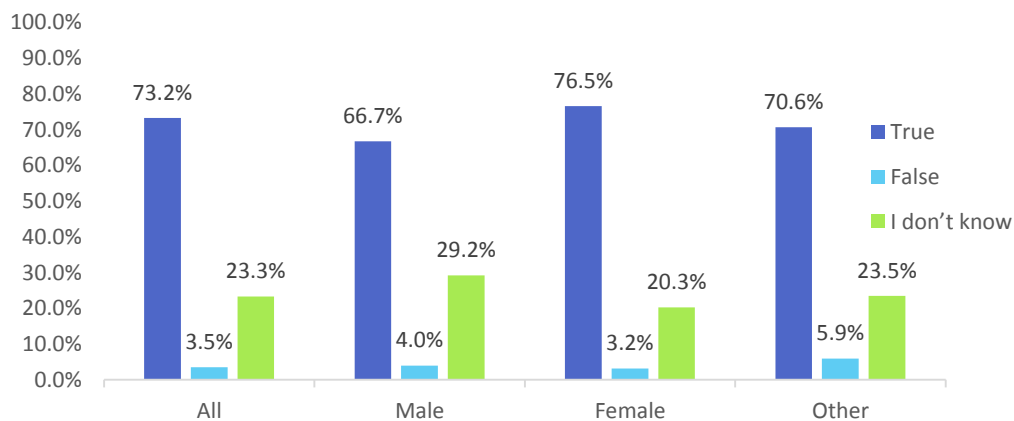
8.2% of all students believe that at SDSU, a sexual act is not considered rape if the accuser initially gave consent prior to revoking it.

Reported level of lack of knowledge regarding when a sexual act is not considered rape at SDSU.



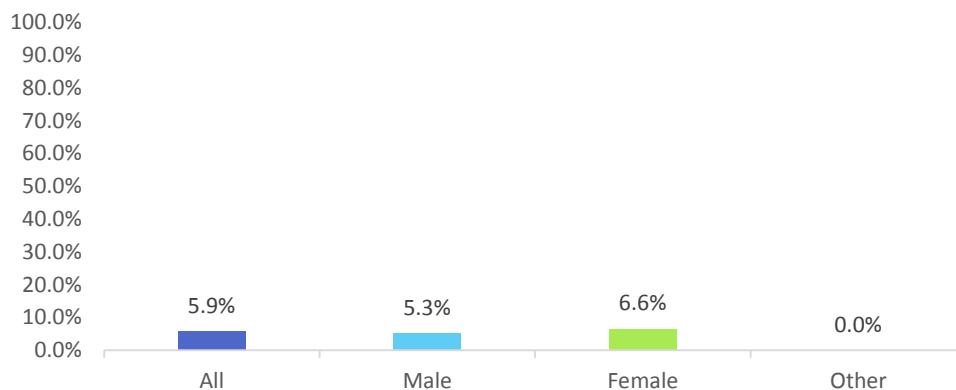
20.8% of all students believe that at SDSU, do not know when a sexual act is not considered rape at SDSU.

Rates of endorsement of the following statement: at SDSU acquaintance rape (a form of sexual violence committed by an individual known to the victim) is the most common form of rape.



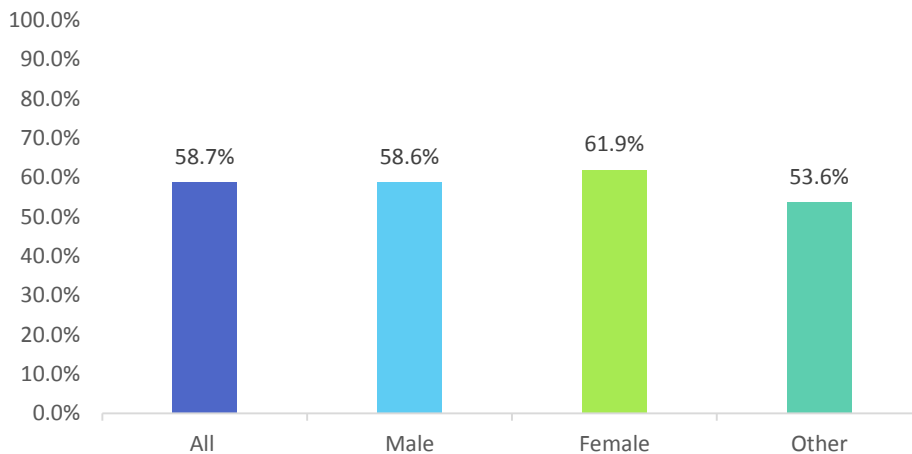
73.2% of all students believe that at SDSU, acquaintance rape (a form of sexual violence committed by an individual known to the victim) is the most common form of rape.

Rates of endorsement of the following statement: at SDSU a person can give consent when they are under the age of 18.



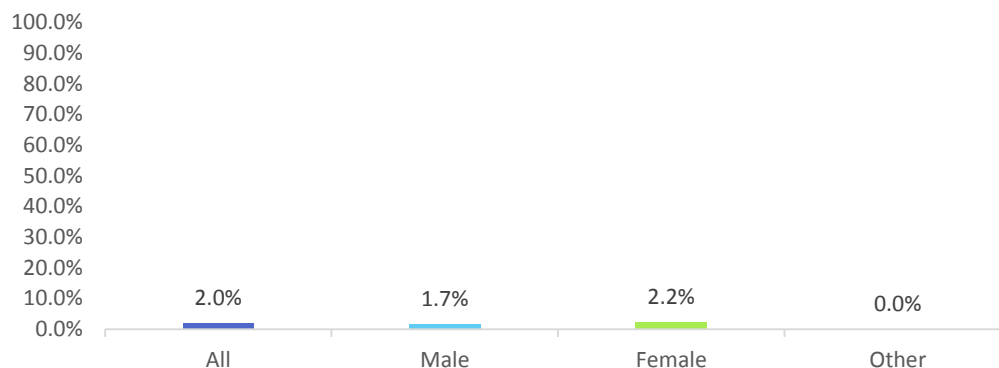
5.9% of all students believe that at SDSU, a person can give consent when they are under the age of 18.

Rates of endorsement of the following statement: at SDSU a person can give consent when they are informed and conscious.



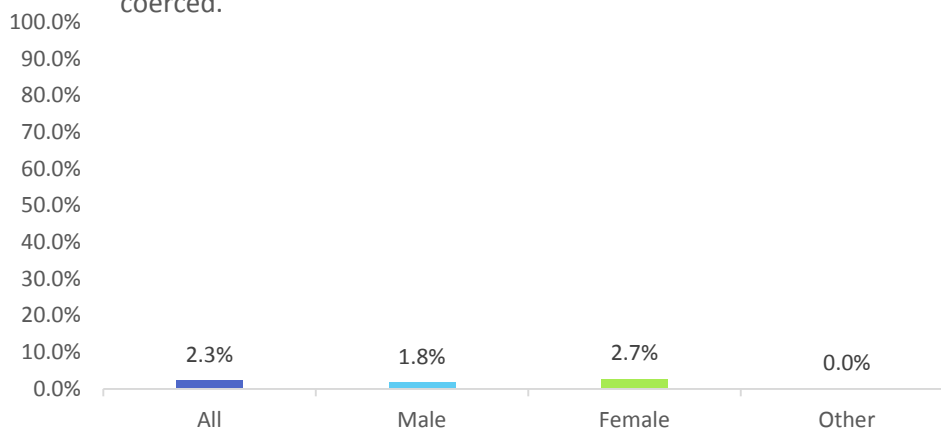
58.7% of all students believe that at SDSU, a person can give consent when they are informed and conscious.

Rates of endorsement of the following statement: at SDSU a person can give consent when they are incapacitated, but coming in and out of consciousness.



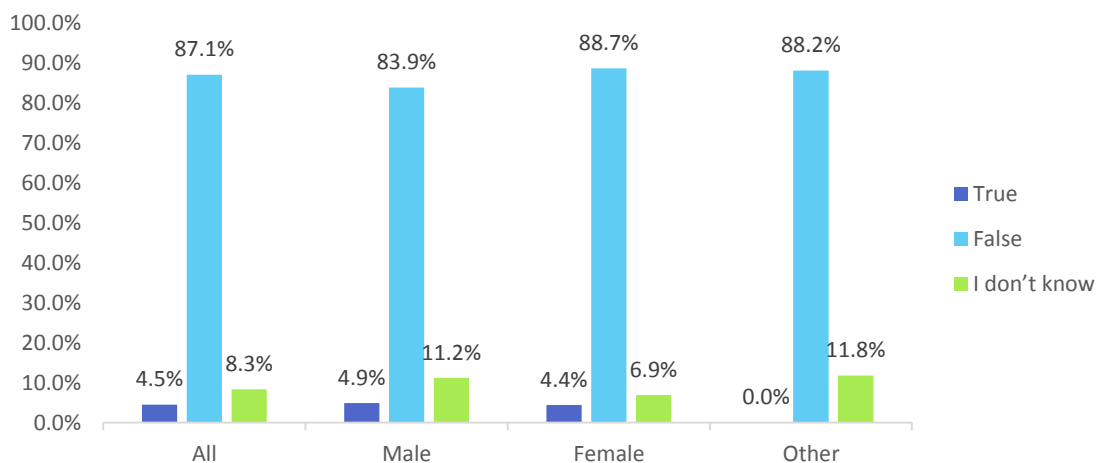
2% of all students believe that at SDSU, a person can give consent when they are incapacitated, but coming in and out of consciousness.

Rates of endorsement of the following statement: at SDSU a person can give consent when they are being threatened or coerced.



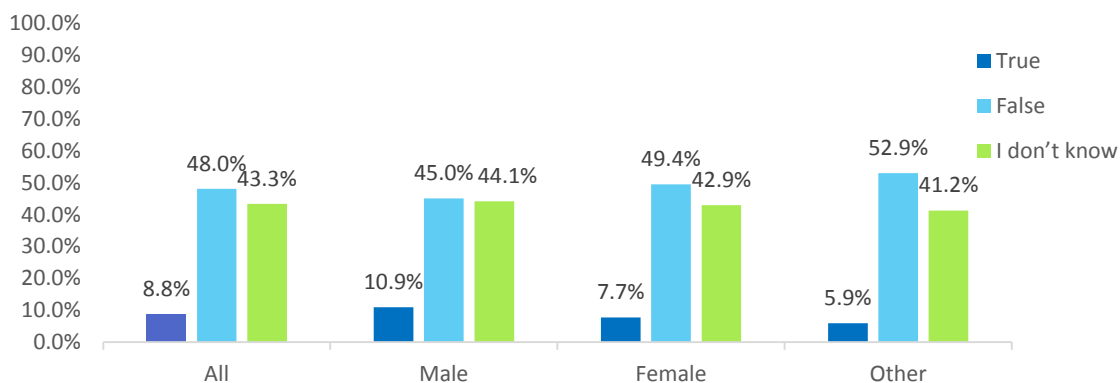
2.3% of all students believe that at SDSU, a person can give consent when they are being threatened or coerced.

Rates of endorsement of the following statement: the absence of saying “no” qualifies as consent to have sex.



87.1% of all students believe that the absence of saying “no” qualifies as consent to have sex.

Rates of endorsement of the following statement: at SDSU if a student reports a sexual assault, he or she will be required to participate in an informal resolution in which the accused must meet with the accuser.

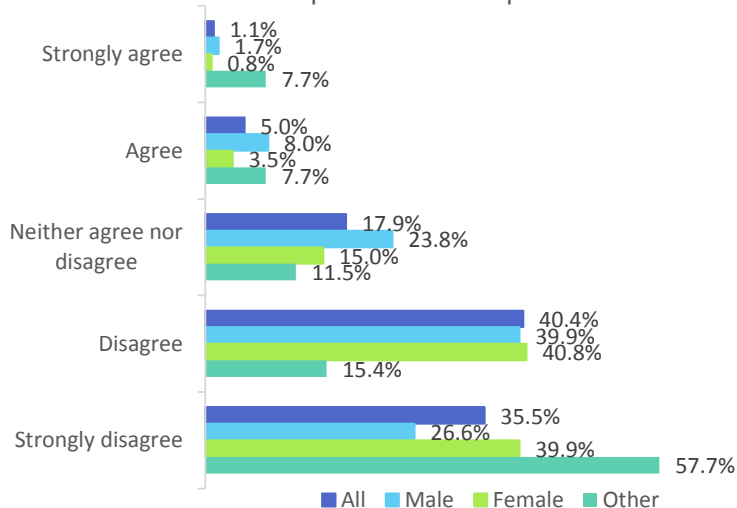


8.8% of all students believe that at SDSU, if a student reports a sexual assault, he or she will be required to participate in an informal resolution in which the accused must meet with the accuser.



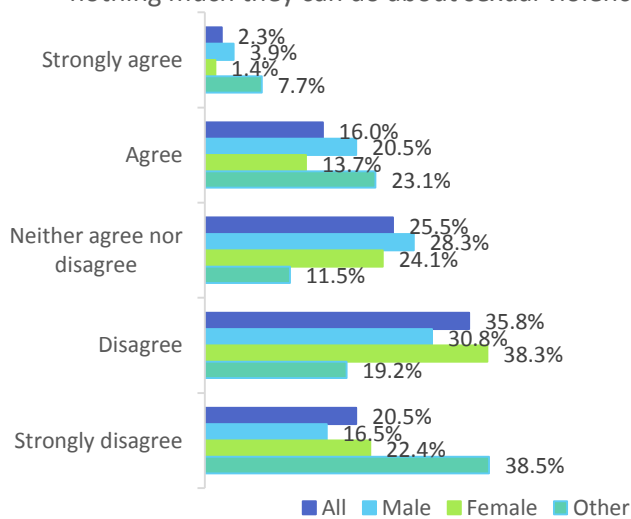
### Readiness to Help

Readiness to help is measured on a scale of 1 (strongly agree) to 5 (strongly disagree) scale. Reported level of believing that sexual violence is a not a problem on campus.



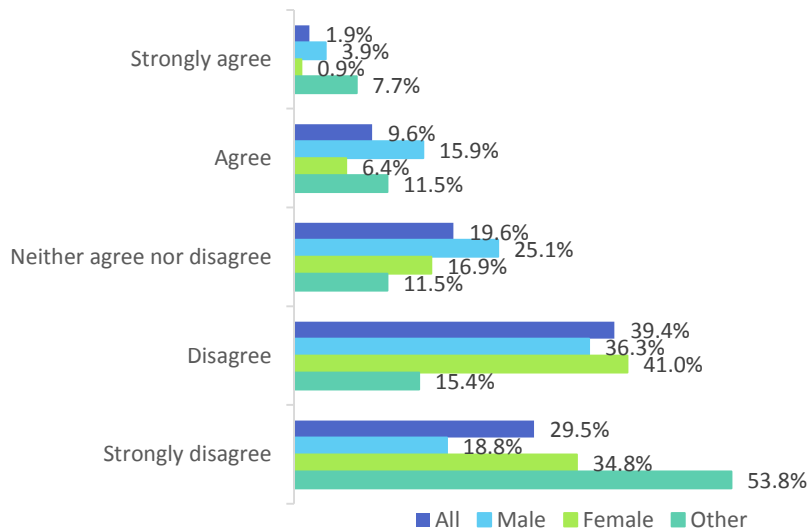
35.5% of all students strongly disagree that sexual violence is a not a problem on campus.

Readiness to help is measured on a scale of 1 (strongly agree) to 5 (strongly disagree) scale. Reported level of believing that there is nothing much they can do about sexual violence on campus.



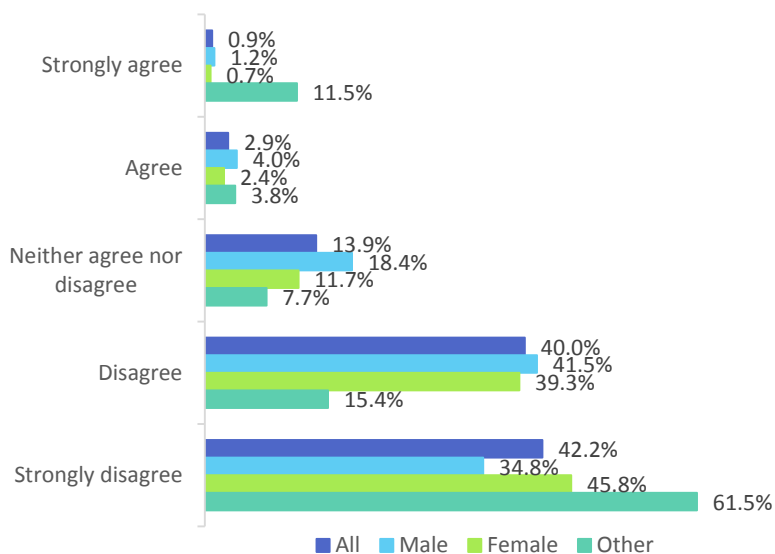
20.5% of all students strongly disagree that there is nothing much they can do about sexual violence on campus.

Readiness to help is measured on a scale of 1 (strongly agree) to 5 (strongly disagree) scale. Reported level of believing that there isn't much need for them to think about sexual violence on campus.



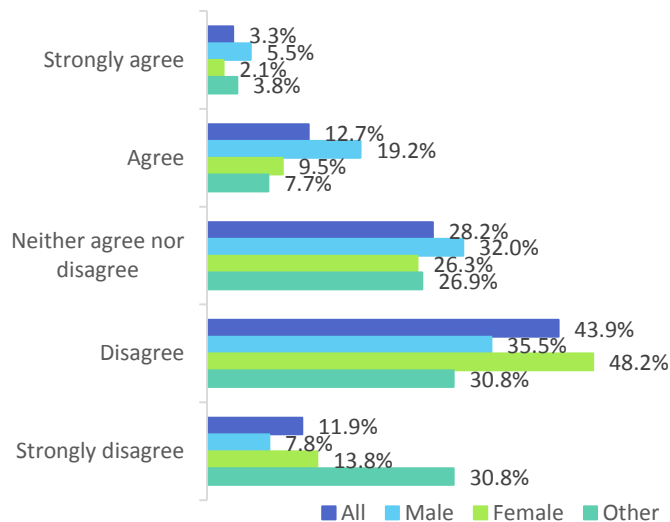
29.5% of all students strongly disagree that there isn't much need for them to think about sexual violence on campus.

Readiness to help is measured on a scale of 1 (strongly agree) to 5 (strongly disagree) scale. Reported level of believing that doing something about sexual violence is solely the job of the crisis center.



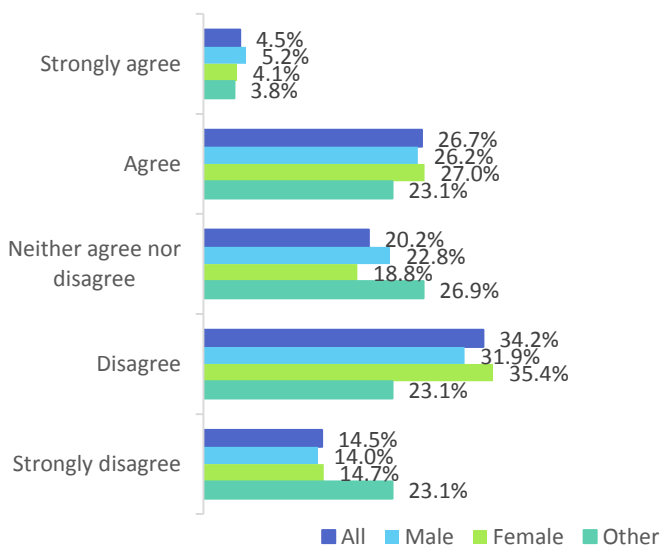
42.2% of all students strongly disagree that doing something about sexual violence is solely the job of the crisis center.

Readiness to help is measured on a scale of 1 (strongly agree) to 5 (strongly disagree) scale. Reported level of believing they should not learn more about sexual violence.



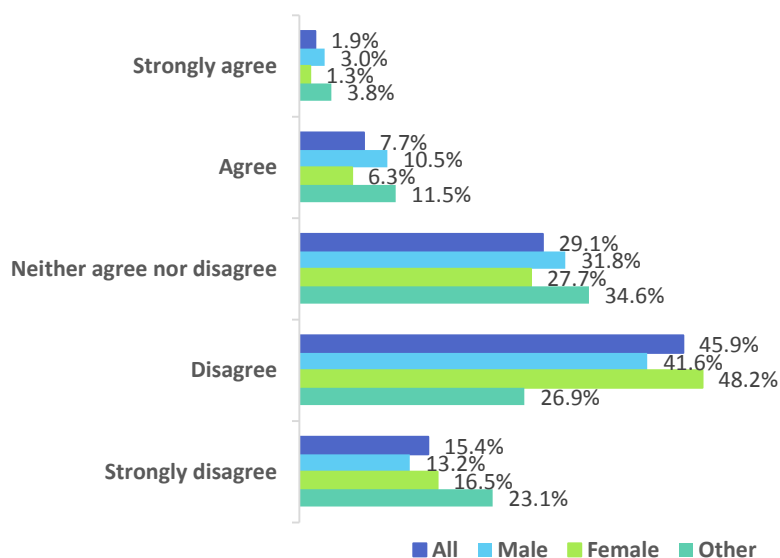
11.9% of all students strongly disagree that they should not learn more about sexual violence.

Readiness to help is measured on a scale of 1 (strongly agree) to 5 (strongly disagree) scale. Reported level of not yet doing anything to learn more about sexual violence.



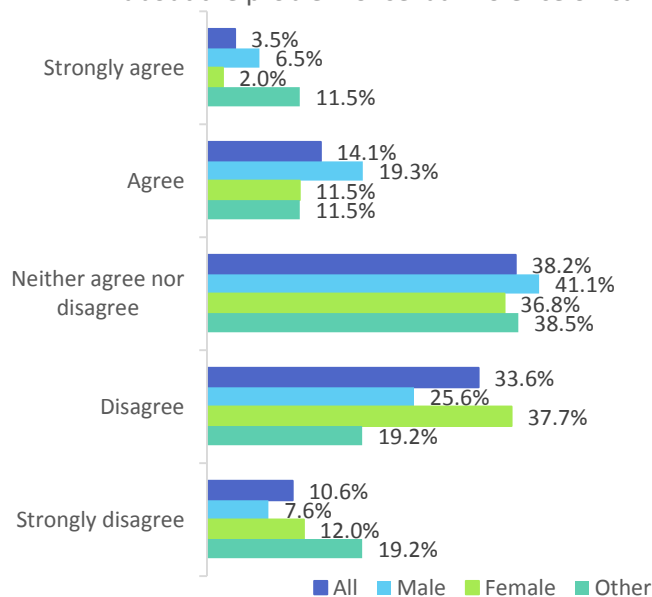
14.5% of all students strongly disagree that they have not yet done anything to learn more about sexual violence.

Readiness to help is measured on a scale of 1 (strongly agree) to 5 (strongly disagree) scale. Reported level of believing they cannot do something about sexual violence.



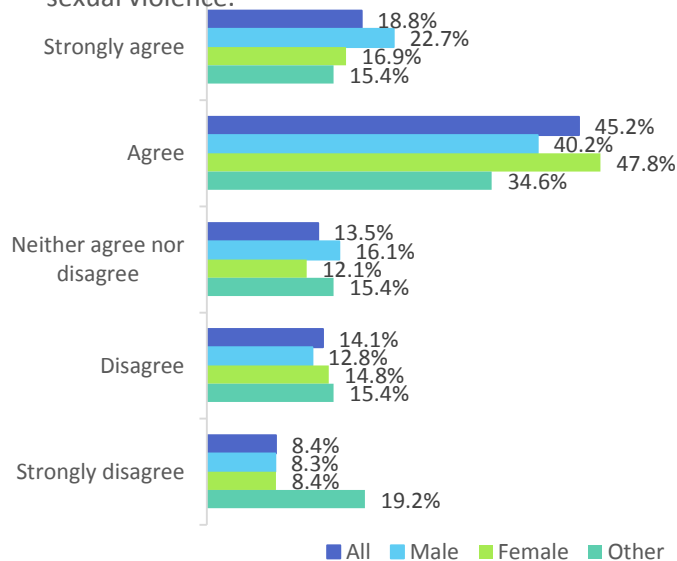
15.4% of all students strongly disagree that they cannot do something about sexual violence.

Readiness to help is measured on a scale of 1 (strongly agree) to 5 (strongly disagree) scale. Reported level of not planning to learn more about the problem of sexual violence on campus.



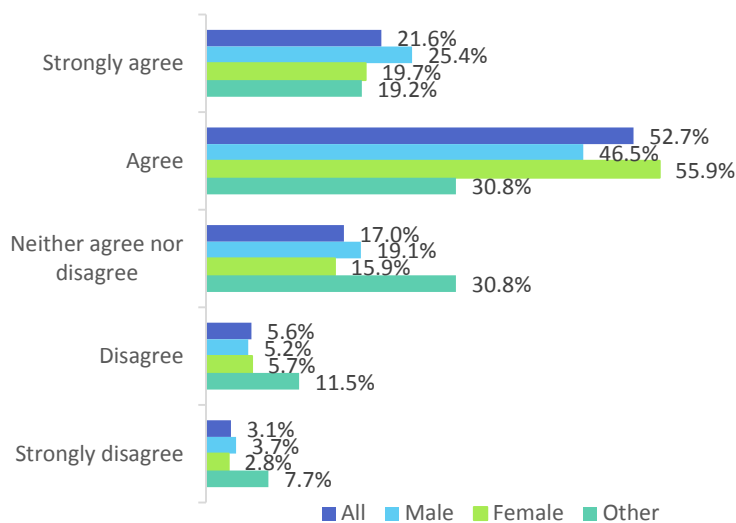
10.6% of all students strongly disagree that they will not be planning to learn more about the problem of sexual violence on campus.

Readiness to help is measured on a scale of 1 (strongly agree) to 5 (strongly disagree) scale. Reported level of not attending a program about sexual violence.



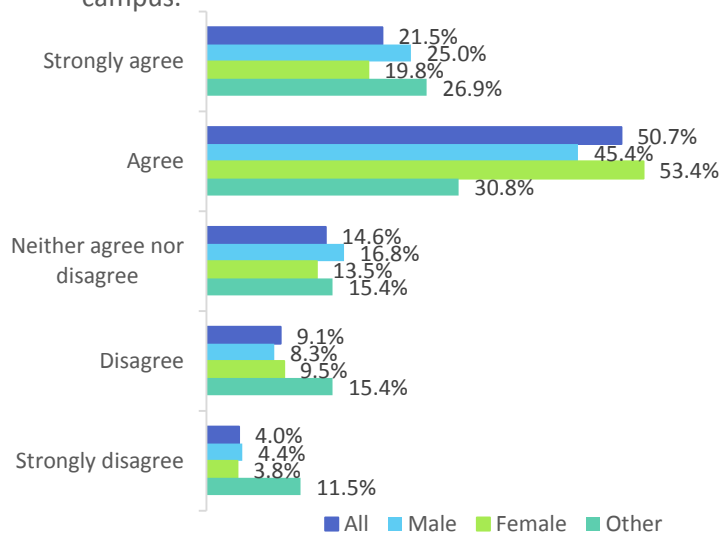
8.4% of all students strongly disagree that they have not recently attended a program about sexual violence.

Readiness to help is measured on a scale of 1 (strongly agree) to 5 (strongly disagree) scale. Reported level of not actively being involved in projects to deal with sexual violence on campus.



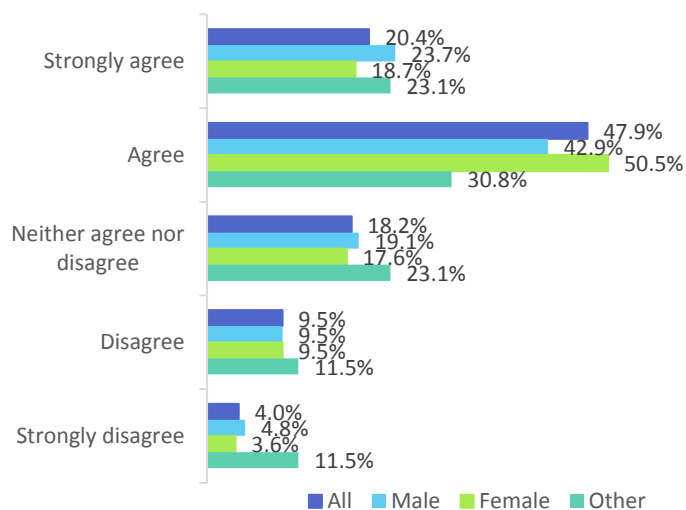
3.1% of all students strongly disagree they are not actively involved in projects to deal with sexual violence on campus.

Readiness to help is measured on a scale of 1 (strongly agree) to 5 (strongly disagree) scale. Reported level of not taken part in activities or volunteered time on projects focused on ending sexual violence on campus.

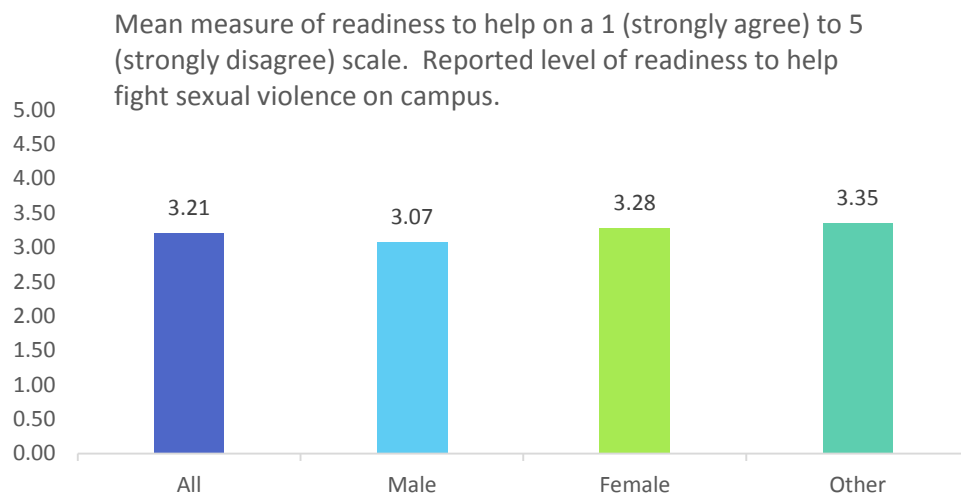


4% of all students strongly disagree that they have not recently taken part in activities or volunteered my time on projects focused on ending sexual violence on campus.

Readiness to help is measured on a scale of 1 (strongly agree) to 5 (strongly disagree) scale. Reported level of not being involved in ongoing efforts to end sexual violence on campus.



4% of all students strongly disagree that they have not been or am currently involved in ongoing efforts to end sexual violence on campus.



On average, students are not sure if they are ready to help fight sexual violence on campus.

## Survey Measures

<b>Description</b>	<b>Page number</b>
<b>1. Demographic Items</b> .....	<b>15</b>
<b>2. Knowledge of Campus Policies</b> .....	<b>15</b>
<b>3. Updated Illinois Rape Myth Acceptance Scale</b> .....	<b>15</b>
<b>4. Readiness to Help</b> .....	<b>15</b>
<b>5. Bystander Confidence</b> .....	<b>16</b>
<b>6. Short Form Stalking Measure</b> .....	<b>16</b>
<b>7. Mediators Assessment of Safety Issues and Concerns</b> .....	<b>16</b>
<b>8. Revised Conflict Tactic Scale</b> .....	<b>17</b>
<b>9. Revised Sexual Experience Scale</b> .....	<b>17</b>
<b>10. Original SDSU Sexual Experience Scale</b> .....	<b>17</b>
<b>Full Survey</b> .....	<b>18</b>



### **Demographic Questions (12-items)**

The purpose of collecting demographic data is so that we can examine the make-up of the sample we are targeting when compared to the make-up of the entire population as collected by the school upon admission to San Diego State, and to be able to see where discrepancies among our sample population and population as a whole lay. In addition to being able to make sure we received a representative sample. Furthermore, collecting demographics will show which sub populations may be most likely to benefit from this research and which of these sub-populations may need more attention.

### **Knowledge of Campus Policies (8-items)**

This is a measure created by San Diego State University to examine students understanding of campus policies regarding sexual assault and violence as well as interpersonal violence/abuse (IPV/A). Its purpose is to acknowledge both strengths and weaknesses of these policies as well as student knowledge of them.

### **Updated Illinois Rape Myth Acceptance Scale (IRMA), (22-items)**

**Payne, d. A., Lonsway, K. A., & Fitzgerald, L. F. (1999). Rape myth acceptance: Exploration of its structure and its measurement using the Illinois Rape Myth Acceptance Scale. *Journal of Research in Personality*, 33(1), 27–68. (cited by 352)**

**McMahon, S., & Farmer, G. L. (2011). An updated measure for assessing subtle rape myths. *Social Work Research*, 35(2), 71-81. (cited by 31)**

This scale is included to assess the extent to which college students believe myths surrounding sexual violence. This scale is updated consistently for changes in language as well as to capture the subtle and covert rape myths that may have evolved amongst college populations. It specifically focuses on accountability for rape and victim blaming, related to the covert, subtle rape myths that blame the victim for her assault or excuse the perpetrator.

- (<http://swr.oxfordjournals.org/content/35/2/71.full.pdf>)

### **Readiness to Help (12-items)**

**Banyard, V. L., Moynihan, M. M., & Crossman, M. T. (2009). Reducing sexual violence on campus: The role of student leaders as empowered bystanders. *Journal of College Student Development*, 50(4), 446-457. (cited by 58)**

The aim of this measure is to gage the extent to which students on this campus feel that they can help reduce the problem of sexual violence on San Diego State Campus as well as the extent to which they believe they have a responsibility to do so. The framework is grounded in research about the causes of sexual assault on campuses and factors identified by health behavior theories for changing attitudes and behavior.

- ([http://muse.jhu.edu/journals/journal\\_of\\_college\\_student\\_development/v050/50.4.banyard.html](http://muse.jhu.edu/journals/journal_of_college_student_development/v050/50.4.banyard.html))

### **Bystander Confidence (14-items)**

**Banyard, V. L., Moynihan, M. M., Cares, A. C., & Warner, R. (2014). How do we know if it works? Measuring outcomes in bystander-focused abuse prevention on campuses. *Psychology of violence*, 4(1), 101. (cited by 8)**

The purpose of this measure is to assess students' readiness to help, specifically with scales representing taking action, awareness, taking responsibility, and intent to be an active bystander. This measure includes 14 statements that assess the participant's confidence that he or she could perform various bystander actions. A participant rates his or her confidence to perform the behaviors on a scale ranging from 0 (*can't do*) to 100 (*very certain*). Additionally, this measure expanded to include items related to sexual abuse, relationship abuse, and stalking. It assesses attitudes related to awareness of the problem, sense of responsibility, and taking action.

- (<http://web.a.ebscohost.com.libproxy.sdsu.edu/ehost/detail/detail?sid=4a174ca6-057e493e-a3de948a2391f6c8%40sessionmgr4001&crlnhashurl=login.aspx%253fdirect%253dtrue%2526scope%253dsite%2526db%253dpdh%2526AN%253d2013%25252D34609%25252D001%2526msid%253d201355327&hid=4112&vid=0&bdata=JnNpdGU9ZWhvc3QtbGl2ZQ%3d%3d#db=pdh&AN=2013-34609-001>)

### **Short Form Stalking Measure (6-items)**

**Spitzberg, B. H., & Cupach, W. R. (2014). *The dark side of relationship pursuit: From attraction to obsession and stalking*. Routledge. (cited by 122)**

The purpose of this measure is to assess whether students on San Diego State's campus have ever (during their time at SDSU) experienced being persistently followed, harassed, and/or pursued in an unwanted way on or near this campus. If a student indicated yes, the following questions assessed both demographic information of the perpetrator and the severity of the stalking that occurred.

- (<https://books.google.com/books?hl=en&lr=&id=7gdgAwAAQBAJ&oi=fnd&pg=PP1&ots=NvOfaL1O-Y&sig=2IPXKB-u-eZ7gWGuNtgBzyHnZPs#v=onepage&q&f=false>)

### **Mediator's Assessment of Safety Issues and Concerns (MASIC), (3-6-items)**

**Holtzworth-Munroe, A., Beck, C. J., & Applegate, A. G. (2010). The Mediator's Assessment of Safety Issues and Concerns (MASIC): A screening interview for intimate partner violence and abuse available in the public domain. *Family Court Review*, 48(4), 646-662. (cited by 31)**

The purpose of this measure is to identify if a person, during their time at SDSU, has been involved in intimate partner violence and abuse (IPV/A). This is done through a systematic screening that assesses various types of abuse (ex. coercive control, stalking, and physical violence) over the course of the relationship as well as the past year. The scale asks a series of behaviorally specific questions about intimate partner violence.

- (<http://citeseerx.ist.psu.edu/viewdoc/download?doi=10.1.1.204.49&rep=rep1&type=pdf>)

### **The Revised Conflict tactics Scales (CTS-2), (100-items)**

**Straus, M. A., Hamby, S. L., Boney-McCoy, S., & Sugarman, D. B. (1996). The revised conflict tactics scales (CTS2) development and preliminary psychometric data. *Journal of family issues*, 17(3), 283-316. (cited by 3845)**

The Revised Conflict Tactics Scale is used to measure the extent to which partners in dating, cohabiting, or marital relationship engage in psychological and physical attacks on each other and also their use of reasoning or negotiation to deal with conflicts. The theoretical basis of CTS is conflict theory which assumes that conflict is an inevitable part of human association, whereas violence as a tactic to deal with conflict, is not. Therefore, the scale measures concrete acts and events not attitudes about conflict or violence. This scale has been revised for wording and additional items and scales to enhance clarity, specificity, and reliability.

- **([http://www.researchgate.net/profile/David\\_Sugarman/publication/233896237\\_The\\_revised\\_conflict\\_tactics\\_scales\\_\(CTS2\)/links/02e7e52d40675130e5000000.pdf](http://www.researchgate.net/profile/David_Sugarman/publication/233896237_The_revised_conflict_tactics_scales_(CTS2)/links/02e7e52d40675130e5000000.pdf))**

### **Sexual Experience Scale (SES) Revised, 2007; (7-items)**

**Koss, M. P., Abbey, A., Campbell, R., Cook, S., Norris, J., Testa, M., ... & White, J. (2007). Revising the SES: A collaborative process to improve assessment of sexual aggression and victimization. *Psychology of Women Quarterly*, 31(4), 357-370. (cited by 240)**

The SES Revised scale is used to measure the extent of victimization and perpetration of unwanted sexual experiences. This scale caused the innovation of non-judgmental specific language and avoidance of legal terms to facilitate respondents' abilities to identify and recall experiences that constitute the forms of unwanted sexual experiences. It has introduced features that are now standard in measurements of perpetration and victimization. For example, the scale avoids terms such as rape that are poorly understood and differentially defined by respondents as well as behaviorally specific descriptions of acts (unwanted sexual experiences) and tactics (behaviors used by perpetrators to compel sex acts against consent). The scale has fulfilled many research roles including serving as a measure of prevalence, selection tool, predictor variable, and outcome measure in psychological, criminological, and health research settings.

- **(<http://pwq.sagepub.com.libproxy.sdsu.edu/content/31/4/357>)**

### **Original SDSU Sexual Experience Scale (7-items)**

- This measure consists of similar items found in the SES revised scale, but with an emphasis of events that have taken place on SDSU campus.

## APPENDIX

## SDSU Sexual Violence Campus Climate Survey

## DEMOGRAPHIC QUESTIONS:

**D1. What is your class standing?**

Freshman

Sophomore

Junior

Senior

Graduate

Other (Please Specify) \_\_\_\_\_

**D2. Are you a transfer student?**

Yes

No

**D3. When did you begin attending SDSU? (Drop down menu)**

Fall 2009 or before

Spring 2010

Fall 2010

Spring 2011

Fall 2011

Spring 2012

Fall 2012

Spring 2013

Fall 2013

Spring 2014

Fall 2014

Spring 2015

**D4. What is your major? (Drop down menu)****D5. What is your GPA?**

\_\_\_\_\_

**D6. Do you participate in any of the following at SDSU? Please check all that apply.**

Fraternity

Sorority

Honors society

Student club or organization

Club or intermural sport

Athletics (other than club or intermural)

Resident life employee

Work study or employed by SDSU

**D7. Are you an international student?**

Yes

No

**D8. Do you live in university housing?**

Yes (Please specify where) \_\_\_\_\_

No

**D9. How far do you live from campus?**

0–5 miles

5–10 miles

10–20 miles

More than 20 miles

**D10. What ethnicity do you identify with? (Please select all that apply)**

American Indian or Alaska Native

Asian American

Black or African American

Hispanic or Latino

Native Hawaiian or Other Pacific Islander

White

Multiracial

Other (please specify): \_\_\_\_\_

**D11. What is your gender identity?**

Male

Female

Other (Please Specify) \_\_\_\_\_

**D12. Do you consider yourself to be:**

Heterosexual or straight

Gay or lesbian

Bisexual

Other (Please Specify) \_\_\_\_\_

**POLICY QUESTIONS:**

The following items and questions refer to SDSU policies and definitions surrounding sexual violence. Please answer them honestly and to the best of your knowledge.

**P1. At SDSU, sexual acts are considered non-consensual if a person: (Check all that apply)**

is incapacitated from alcohol or drugs

is under the age of 18

has a mental or developmental disorder that renders them incapable of giving consent

revokes consent at any point

I don't know

**P2. At SDSU, a sexual act is not considered rape if: (Check all that apply)**

- no penetration occurs
- no violence or threat of violence occurs
- the people involved are in a romantic relationship
- the accuser initially gave consent prior to revoking it
- I don't know

**P3. At SDSU, acquaintance rape (a form of sexual violence committed by an individual known to the victim) is the most common form of rape.**

- True
- False
- I don't know

**P4. At SDSU, a person can give consent when they are: (Check all that apply)**

- under the age of 18
- informed and conscious
- incapacitated, but coming in and out of consciousness
- being threatened or coerced
- I don't know

**P5. The absence of saying "no" qualifies as consent to have sex.**

- True
- False
- I don't know

**P6. If an SDSU student reports a sexual assault, he or she will be required to participate in an informal resolution in which the accused must meet with the accuser.**

- True
- False
- I don't know

**P7. If an SDSU student was a victim of sexual assault, where could he or she go to report the sexual assault?**

**P8. If you were a victim of sexual assault, where, if anywhere, would you go to report the assault?**

**UPDATED ILLINOIS RAPE MYTH ACCEPTANCE SCALE (IRMA):**

**IRMA. Please rate your answers using the scale below:**

**1 – Strongly agree, 2 – Agree, 3 – Neither agree nor disagree, 4 – Disagree, 5 – Strongly disagree**

1. If a girl is raped while she is drunk, she is at least somewhat responsible for letting things get out of hand
2. When girls go to parties wearing slutty clothes, they are asking for trouble.
3. If a girl goes to a room alone with a guy at a party, it is her own fault if she gets raped.
4. If a girl acts like a slut, eventually she is going to get into trouble.
5. When a girl gets raped, it's often because the way they said "no" was unclear.
6. If a girl initiates kissing or hooking up, she should not be surprised if a guy assumes she wants to have sex.
7. When guys rape, it is usually because of their strong desire for sex.
8. Guys don't usually intend to force sex on a girl, but sometimes they get too sexually carried away.
9. Rape happens when a guy's sex drive goes out of control.
10. If a guy is drunk, he might rape someone unintentionally.
11. It shouldn't be considered rape if a guy is drunk and didn't realize what he was doing.
12. If both people are drunk, it can't be rape.
13. If a girl doesn't physically resist sex -- even protesting verbally-- it can't be considered rape.
14. If a girl doesn't physically fight back, you can't really say it was rape.
15. A rape probably doesn't happen if a girl doesn't have any bruises or marks.
16. If the accused "rapist" doesn't have a weapon, you really can't call it rape.
17. If a girl doesn't say "no" she can't claim rape.
18. A lot of times, girls who say they were raped agreed to have sex then regretted it
19. Rape accusations are often used as a way of getting back at guys
20. A lot of times, girls who say they were raped often let the guy on and then had regrets.
21. A lot of times, girls who claim they were raped have emotional problems.
22. Girls who are caught cheating on their boyfriends sometimes claim it was rape.

#### **READINESS TO HELP:**

**RTH. Please rate your answers using the scale below:**

**1 – Strongly agree, 2 – Agree, 3 – Neither agree nor disagree, 4 – Disagree, 5 – Strongly disagree**

1. I don't think sexual violence is a problem on this campus
2. I don't think there is much I can do about sexual violence on campus
3. There isn't much need for me to think about sexual violence on campus
4. Doing something about sexual violence is solely the job of the crisis center
5. Sometimes I think I should learn more about sexual violence
6. I have not yet done anything to learn more about sexual violence
7. I think I can do something about sexual violence
8. I am planning to learn more about the problem of sexual violence on campus

9. I have recently attended a program about sexual violence
10. I am actively involved in projects to deal with sexual violence on campus
11. I have recently taken part in activities or volunteered my time on projects focused on ending sexual violence on campus
12. I have been or am currently involved in ongoing efforts to end sexual violence on campus

### **Bystander Confidence:**

**BYC. Rate your degree of confidence by recording a number from 0 to 100 using the scale given below:**

0	10	20	30	40	50	60	70	80	90	100
Can't do	Quite unconfident			Moderately confident			Very confident			

1. Express my discomfort if someone makes a joke about a woman's body.
2. Express my discomfort if some says that rape victims are to blame for being raped.
3. Call for help (i.e. call 911) if I hear someone in my dorm yelling "help."
4. Talk to a friend who I suspect is in a sexually abusive relationship.
5. Get help and resources for a friend who tells me they have been raped.
6. Able to ask a stranger who looks very upset at a party if they are okay or need help.
7. Ask a friend if they need to be walked home from a party.
8. Ask a stranger if they need to be walked home from a party.
9. Criticize a friend who tells me that they had sex with someone who was passed out or who didn't give consent.
10. Do something to help a very drunk person who is being brought upstairs to a bedroom by a group of people at a party.
11. Do something if I see a woman surrounded by a group of men at a party who looks very uncomfortable.
12. Tell an RA or other campus authority about information I have that might help in a sexual assault case even if pressured by my peers to stay silent.
13. Speak up to someone who is making excuses for forcing someone to have sex with them.
14. Speak up to someone who is making excuses for having sex with someone who is unable to give full consent.

### **Short Form Stalking Measure:**

**SFS1. Since you began attending SDSU, have you ever experienced being persistently followed, and/or harassed, and/or pursued by someone in an unwanted way on or around SDSU's campus?**

Yes

No [IF **NO** TO SFS1, go to MASIC1]



**SFS2. What was sex of this person?**

Male

Female

**SFS3. Did this unwanted pursuit occur in a manner that you personally felt was threatening, or placed you in fear of your safety, or the safety of your family, friends, pets, or property?**

Yes

No

**SFS4. During this time of unwanted pursuit or harassment, did this person ever threaten you verbally or through their actions, or make you fear for your safety or the safety of those you care about?**

Yes

No

**SFS5. During this time of unwanted pursuit or harassment, did this person ever physically assault you (e.g., slap, kick, hit, strangle, restrain, etc.)?**

Yes

No

**SFS6. Taking the entire duration of the unwanted pursuit or harassment into consideration, did it occur in a manner that you would consider a form of stalking - that is, do you believe that you were "stalked"?**

Yes

No

**MASIC:**

A – Never

B – Once or twice

C – 3 To 6 times

D – 7 To 12 times

E – Weekly

F – Daily

**MASIC1. Has a partner ever tried to control your activities in or outside the home?**

Yes [If YES to MASIC1, go to MASIC1\_A]

No

**MASIC1\_A. How often has this happened since you started at SDSU?**

**MASIC2. Has a partner ever tried to control your contact with family and friends?**

Yes [If YES to MASIC2, go to MASIC2\_A]

No

**MASIC2\_A. How often has this happened since you started at SDSU?**

**MASIC3. Has a partner ever acted extremely jealous or frequently checked up on where you've been or who you've been with?**

Yes [If YES to MASIC3, go to MASIC3\_A]

No

**MASIC3\_A. How often has this happened since you started at SDSU?**

**CTS-2: Psychological Aggression Scale Items:**

**CTS. Please use this scale to indicate how many times (if ever) you have experienced these events.**

0 – Never

1 – Once

2 – Twice

3 – 3 to 5 times

4 – 6 to 10 times

5 – 11 to 20 times

6 – More than 20 times

1. Since I started at SDSU, I have insulted or swore at my partner.

0 1 2 3 4 5 6

2. In the past year, I have insulted or swore at my partner.

0 1 2 3 4 5 6 (N/A I've been at SDSU less than a year)

3. Since I started at SDSU, my partner has insulted or swore at me.

0 1 2 3 4 5 6

4. In the past year, my partner has insulted or swore at me.

0 1 2 3 4 5 6 (N/A I've been at SDSU less than a year)

5. Since I started at SDSU, I have shouted or yelled at my partner.

0 1 2 3 4 5 6

6. In the past year, I have shouted or yelled at my partner.

0 1 2 3 4 5 6 (N/A I've been at SDSU less than a year)

7. Since I started at SDSU, my partner has shouted or yelled at me.

0 1 2 3 4 5 6

8. In the past year, my partner has shouted or yelled at me.

0 1 2 3 4 5 6 (N/A I've been at SDSU less than a year)

9. Since I started at SDSU, I have stomped out of the room or house or yard during a disagreement.

0 1 2 3 4 5 6

10. In the past year, I have stomped out of the room or house or yard during a disagreement.

0 1 2 3 4 5 6 (N/A I've been at SDSU less than a year)

11. Since I started at SDSU, my partner has stomped out of the room or house or yard during a disagreement.

0 1 2 3 4 5 6

12. In the past year, my partner has stomped out of the room or house or yard during a disagreement.

0 1 2 3 4 5 6 (N/A I've been at SDSU less than a year)

13. Since I started at SDSU, I have said or done something to spite my partner.

0 1 2 3 4 5 6

14. In the past year, I have said or done something to spite my partner.

0 1 2 3 4 5 6 (N/A I've been at SDSU less than a year)

15. Since I started at SDSU, my partner has said or done something to spite me.

0 1 2 3 4 5 6

16. In the past year my partner, has said or done something to spite me.

0 1 2 3 4 5 6 (N/A I've been at SDSU less than a year)

17. Since I started at SDSU, I have called my partner fat or ugly.

0 1 2 3 4 5 6

18. In the past year, I have called my partner fat or ugly.

0 1 2 3 4 5 6 (N/A I've been at SDSU less than a year)

19. Since I started at SDSU, my partner has called me fat or ugly.

0 1 2 3 4 5 6

20. In the past year, my partner has called me fat or ugly.

0 1 2 3 4 5 6 (N/A I've been at SDSU less than a year)

21. Since I started at SDSU, I have destroyed something belonging to my partner.

0 1 2 3 4 5 6

22. In the past year, I have destroyed something belonging to my partner.

0 1 2 3 4 5 6 (N/A I've been at SDSU less than a year)

23. Since I started at SDSU, my partner has destroyed something belonging to me.

0 1 2 3 4 5 6

24. In the past year, my partner has destroyed something belonging to me.

0 1 2 3 4 5 6 (N/A I've been at SDSU less than a year)

25. Since I started at SDSU, I have accused my partner of being a lousy lover.

0 1 2 3 4 5 6

26. In the past year, I have accused my partner of being a lousy lover.

0 1 2 3 4 5 6 (N/A I've been at SDSU less than a year)

27. Since I started at SDSU, my partner has accused me of being a lousy lover.

0 1 2 3 4 5 6

28. In the past year, my partner has accused me of being a lousy lover.  
0 1 2 3 4 5 6 (N/A I've been at SDSU less than a year)
29. Since I started at SDSU, I have threatened to hit or throw something at my partner.  
0 1 2 3 4 5 6
30. In the past year, I have threatened to hit or throw something at my partner.  
0 1 2 3 4 5 6 (N/A I've been at SDSU less than a year)
31. Since I started at SDSU, my partner has threatened to hit or throw something at me.  
0 1 2 3 4 5 6
32. In the past year, my partner has threatened to hit or throw something at me.  
0 1 2 3 4 5 6 (N/A I've been at SDSU less than a year)

### Physical Assault Items

**PHY. Please use this scale to indicate how many times (if ever) you have experienced these events.**

- 0 – Never
- 1 – Once
- 2 – Twice
- 3 – 3 to 5 times
- 4 – 6 to 10 times
- 5 – 11 to 20 times
- 6 – More than 20 times

1. Since I started at SDSU, I have thrown something at my partner that could hurt.  
0 1 2 3 4 5 6
2. In the past year, I have thrown something at my partner that could hurt.  
0 1 2 3 4 5 6 (N/A I've been at SDSU less than a year)
3. Since I started at SDSU, my partner has thrown something at me that could hurt.  
0 1 2 3 4 5 6
4. In the past year, I have thrown something at my partner that could hurt.  
0 1 2 3 4 5 6 (N/A I've been at SDSU less than a year)
5. Since I started at SDSU, I have twisted my partner's arm or grabbed their hair.  
0 1 2 3 4 5 6
6. In the past year, I have twisted my partner's arm or grabbed their hair.  
0 1 2 3 4 5 6 (N/A I've been at SDSU less than a year)
7. Since I started at SDSU, my partner has twisted my arm or grabbed my hair.  
0 1 2 3 4 5 6
8. In the past year, my partner has twisted my arm or grabbed my hair.

- 0 1 2 3 4 5 6 (N/A I've been at SDSU less than a year)
9. Since I started at SDSU, I have pushed or shoved my partner.  
0 1 2 3 4 5 6
10. In the past year, I have pushed or shoved my partner.  
0 1 2 3 4 5 6 (N/A I've been at SDSU less than a year)
11. Since I started at SDSU, my partner has pushed or shoved me.  
0 1 2 3 4 5 6
12. In the past year, my partner has pushed or shoved me.  
0 1 2 3 4 5 6 (N/A I've been at SDSU less than a year)
13. Since I started at SDSU, I have grabbed my partner.  
0 1 2 3 4 5 6
14. In the past year, I have grabbed my partner.  
0 1 2 3 4 5 6 (N/A I've been at SDSU less than a year)
15. Since I started at SDSU, my partner has grabbed me.  
0 1 2 3 4 5 6
16. In the past year, my partner has grabbed me.  
0 1 2 3 4 5 6 (N/A I've been at SDSU less than a year)
17. Since I started at SDSU, I have slapped my partner.  
0 1 2 3 4 5 6
18. In the past year, I have slapped my partner.  
0 1 2 3 4 5 6 (N/A I've been at SDSU less than a year)
19. Since I started at SDSU, my partner has slapped me.  
0 1 2 3 4 5 6
20. In the past year, my partner has slapped me.  
0 1 2 3 4 5 6 (N/A I've been at SDSU less than a year)
21. Since I started at SDSU, I have punched or hit my partner with something that could hurt.  
0 1 2 3 4 5 6
22. In the past year, I have punched or hit my partner with something that could hurt.  
0 1 2 3 4 5 6 (N/A I've been at SDSU less than a year)
23. Since I started at SDSU, my partner has punched or hit me with something that could hurt.  
0 1 2 3 4 5 6
24. In the past year, my partner has punched or hit me with something that could hurt.  
0 1 2 3 4 5 6 (N/A I've been at SDSU less than a year)
25. Since I started at SDSU, I have choked my partner.  
0 1 2 3 4 5 6
26. In the past year, I have choked my partner.

0 1 2 3 4 5 6 (N/A I've been at SDSU less than a year)

27. Since I started at SDSU, my partner has choked me.

0 1 2 3 4 5 6

28. In the past year, my partner has choked me.

0 1 2 3 4 5 6 (N/A I've been at SDSU less than a year)

29. Since I started at SDSU, I have slammed my partner against a wall.

0 1 2 3 4 5 6

30. In the past year, I have slammed my partner against a wall.

0 1 2 3 4 5 6 (N/A I've been at SDSU less than a year)

31. Since I started at SDSU, my partner has slammed me against a wall.

0 1 2 3 4 5 6

32. In the past year, my partner has slammed me against a wall.

0 1 2 3 4 5 6 (N/A I've been at SDSU less than a year)

33. Since I started at SDSU, I have beat up my partner.

0 1 2 3 4 5 6

34. In the past year, I have beat up my partner.

0 1 2 3 4 5 6 (N/A I've been at SDSU less than a year)

35. Since I started at SDSU, my partner has beat me up.

0 1 2 3 4 5 6

36. In the past year, my partner has beat me up.

0 1 2 3 4 5 6 (N/A I've been at SDSU less than a year)

37. Since I started at SDSU, I have burned or scalded my partner on purpose.

0 1 2 3 4 5 6

38. In the past year, I have burned or scalded my partner on purpose.

0 1 2 3 4 5 6 (N/A I've been at SDSU less than a year)

39. Since I started at SDSU, my partner has burned or scalded me on purpose.

0 1 2 3 4 5 6

40. In the past year, my partner has burned or scalded me on purpose.

0 1 2 3 4 5 6 (N/A I've been at SDSU less than a year)

41. Since I started at SDSU, I have kicked my partner.

0 1 2 3 4 5 6

42. In the past year, I have kicked my partner.

0 1 2 3 4 5 6 (N/A I've been at SDSU less than a year)

43. Since I started at SDSU, my partner has kicked me.

0 1 2 3 4 5 6

44. In the past year, my partner has kicked me.

0 1 2 3 4 5 6 (N/A I've been at SDSU less than a year)

### Injury Scale Items

**INJ. Please use this scale to indicate how many times (if ever) you have experienced these events.**

- 0 – Never
- 1 – Once
- 2 – Twice
- 3 – 3 to 5 times
- 4 – 6 to 10 times
- 5 – 11 to 20 times
- 6 – More than 20 times

1. Since I started at SDSU, I have had a sprain, bruise, or small cut because of a fight with my partner.

0      1      2      3      4      5      6

2. In the past year I have had a sprain, bruise, or small cut because of a fight with my partner.

0      1      2      3      4      5      6 (N/A I've been at SDSU less than a year)

3. Since I started at SDSU, my partner has had a sprain, bruise, or small cut because of a fight with me.

0      1      2      3      4      5      6

4. In the past year, my partner has had a sprain, bruise, or small cut because of a fight with me.

0      1      2      3      4      5      6 (N/A I've been at SDSU less than a year)

5. Since I started at SDSU, I have felt physical pain that still hurt the next day because of a fight with my partner.

0      1      2      3      4      5      6

6. In the past year, I have felt physical pain that still hurt the next day because of a fight with my partner.

0      1      2      3      4      5      6 (N/A I've been at SDSU less than a year)

7. Since I started at SDSU, my partner has felt physical pain that still hurt the next day because of a fight with me.

0      1      2      3      4      5      6

8. In the past year, my partner has felt physical pain that still hurt the next day because of a fight with me.

0      1      2      3      4      5      6 (N/A I've been at SDSU less than a year)

9. Since I started at SDSU, I have passed out from being hit on the head by my partner during a fight.

0      1      2      3      4      5      6

10. In the past year, I have passed out from being hit on the head by my partner during a fight.

0 1 2 3 4 5 6 (N/A I've been at SDSU less than a year)

11. Since I started at SDSU, my partner has passed out from being hit on the head by me during a fight.

0 1 2 3 4 5 6

12. In the past year, my partner has passed out from being hit on the head by me during a fight.

0 1 2 3 4 5 6 (N/A I've been at SDSU less than a year)

13. Since I started at SDSU, I have gone to the doctor because of a fight with my partner.

0 1 2 3 4 5 6

14. In the past year, I have gone to the doctor because of a fight with my partner.

0 1 2 3 4 5 6 (N/A I've been at SDSU less than a year)

15. Since I started at SDSU, my partner has gone to the doctor because of a fight with me.

0 1 2 3 4 5 6

16. In the past year, my partner has gone to the doctor because of a fight with me.

0 1 2 3 4 5 6 (N/A I've been at SDSU less than a year)

17. Since I started at SDSU, I have needed to see a doctor because of a fight with my partner, but I didn't.

0 1 2 3 4 5 6

18. In the past year, I have needed to see a doctor because of a fight with my partner, but I didn't.

0 1 2 3 4 5 6 (N/A I've been at SDSU less than a year)

19. Since I started at SDSU, my partner has needed to see a doctor because of a fight with me, but didn't.

0 1 2 3 4 5 6

20. In the past year, my partner has needed to see a doctor because of a fight with me, but didn't.

0 1 2 3 4 5 6 (N/A I've been at SDSU less than a year)

21. Since I started at SDSU, I have had a broken bone from a fight with my partner.

0 1 2 3 4 5 6

22. In the past year, I have had a broken bone from a fight with my partner.

0 1 2 3 4 5 6 (N/A I've been at SDSU less than a year)

23. Since I started at SDSU, my partner has had a broken bone from a fight with me.

0 1 2 3 4 5 6

24. In the past year, my partner has had a broken bone from a fight with me.



0      1      2      3      4      5      6 (N/A I've been at SDSU less than a year)

**SES Revised (2007):**

**SES1. How many times have you experienced the following since becoming a student at SDSU? Please mark the box indicating the amount of times you have experienced the following.**

**Someone fondled, kissed, or rubbed up against the private areas of my body (lips, breast/chest, crotch, or butt) or removed some of my clothes without my consent (but did not attempt sexual penetration) by:**

a. Telling lies, threatening to end the relationship, threatening to spread rumors about me, making promises I knew were untrue, or continually verbally pressuring me after I said I didn't want to.

0 times                      1 time                      2 times                      3 or more times

b. Showing displeasure, criticizing my sexuality or attractiveness, getting angry but not using physical force, after I said I didn't want to.

0 times                      1 time                      2 times                      3 or more times

c. Taking advantage of me when I was too drunk or out of it to stop what was happening.

0 times                      1 time                      2 times                      3 or more times

d. Threatening to physically harm me or someone close to me.

0 times                      1 time                      2 times                      3 or more times

e. Using force, for example holding me down with their body weight, pinning my arms, or having a weapon.

0 times                      1 time                      2 times                      3 or more times

[IF **0 times** selected for all 5 options, go to **SES2**]

SES1\_A. Did any of the experiences described in this question happen to you one or more times?

Yes

No

(If "Yes" to 1), then--)

**If any of these experiences happened to you more than one time, please consider the most recent time when answering the following questions.**

**SES1\_A. What was the sex of the person who did this to you?**

Female only

Male only

Both females and males

**SES1\_B. Do you know the identity of the person who did this to you?**

Yes [IF YES to SES1\_B, display SES1\_B1]

No

**SES1\_B1. Who was the person who did this to you? (Mark all that apply)**

A stranger

An acquaintance

A friend

A significant other

A family member

Other (Please Specify) \_\_\_\_\_

**SES1\_C. Where did this experience occur?**

Within one mile of SDSU's campus

More than five miles away from SDSU's campus, but within San Diego County

Outside of San Diego County

Outside of San Diego County but within the context of an SDSU supported program (i.e. a study abroad program)

**SES1\_D. Did this experience involve alcohol?**

Yes

No

**SES2. How many times have you experienced the following since becoming a student at SDSU? Please mark the box indicating the amount of times you have experienced the following.**

**Someone had oral sex with me or made me have oral sex with them without my consent by:**

a. Telling lies, threatening to end the relationship, threatening to spread rumors about me, making promises I knew were untrue, or continually verbally pressuring me after I said I didn't want to.

0 times                      1 time                      2 times                      3 or more times

b. Showing displeasure, criticizing my sexuality or attractiveness, getting angry but not using physical force, after I said I didn't want to.

0 times                      1 time                      2 times                      3 or more times

c. Taking advantage of me when I was too drunk or out of it to stop what was happening.

0 times                      1 time                      2 times                      3 or more times

d. Threatening to physically harm me or someone close to me.

0 times                      1 time                      2 times                      3 or more times

e. Using force, for example holding me down with their body weight, pinning my arms, or having a weapon.

0 times                      1 time                      2 times                      3 or more times

[IF **0 times** selected for all 5 options, go to **SES3**]

1. Did any of the experiences described in this survey happen to you one or more times?

Yes

No

**If any of these experiences happened to you more than one time, please consider the most recent time when answering the following questions.**

**SES2\_A. What was the sex of the person who did this to you?**

Female only

Male only

Both females and males

**SES2\_B. Do you know the identity of the person who did this to you?**

Yes [IF YES to SES2\_B, display SES2\_B1]

No

**SES2\_B2. Who was the person who did this to you?**

A stranger

An acquaintance

A friend

A significant other

A family member

Other (Please Specify) \_\_\_\_\_

**SES2\_C. Where did this experience occur?**

Within one mile of SDSU's campus

More than five miles away from SDSU's campus, but within San Diego County

Outside of San Diego County

Outside of San Diego County but within the context of an SDSU supported program (i.e. a study abroad program)

**SES2\_D. Did this experience involve alcohol?**

Yes

No

**SES3\_GEN. If you identify as a male, check box. [IF SELECTED, SKIP TO SES4]**

**SES3. How many times have you experienced the following since becoming a student at SDSU? Please mark the box indicating the amount of times you have experienced the following.**

**A man put his penis into my vagina, or someone inserted fingers or objects without my consent by:**

a. Telling lies, threatening to end the relationship, threatening to spread rumors about me, making promises I knew were untrue, or continually verbally pressuring me after I said I didn't want to.

0 times

1 time

2 times

3 or more times

b. Showing displeasure, criticizing my sexuality or attractiveness, getting angry but not using physical force, after I said I didn't want to.

0 times                      1 time                      2 times                      3 or more times

c. Taking advantage of me when I was too drunk or out of it to stop what was happening.

0 times                      1 time                      2 times                      3 or more times

d. Threatening to physically harm me or someone close to me.

0 times                      1 time                      2 times                      3 or more times

e. Using force, for example holding me down with their body weight, pinning my arms, or having a weapon.

0 times                      1 time                      2 times                      3 or more times

[IF **0 times** selected for all 5 options, go to **SES4**]

1. Did any of the experiences described in this survey happen to you one or more times?

Yes

No

(If "Yes" to 1), then--)

**If any of these experiences happened to you more than one time, please consider the most recent time when answering the following questions.**

**SES3\_A. What was the sex of the person who did this to you?**

Female only

Male only

Both females and males

**SES3\_B. Do you know the identity of the person who did this to you?**

Yes [IF YES to SES3\_B, display SES3\_B1]

No

**SES3\_B. Who was the person who did this to you?**

A stranger

An acquaintance

A friend

A significant other

A family member

Other (Please Specify) \_\_\_\_\_

**SES3\_C. Where did this experience occur?**

Within one mile of SDSU's campus

More than five miles away from SDSU's campus, but within San Diego County

Outside of San Diego County

Outside of San Diego County but within the context of an SDSU supported program (i.e. a study abroad program)

**SES3\_D. Did this experience involve alcohol?**

Yes

No

**SES4. How many times have you experienced the following since becoming a student at SDSU? Please mark the box indicating the amount of times you have experienced the following.**

**A man put his penis into my butt, or someone inserted fingers or objects without my consent by:**

a. Telling lies, threatening to end the relationship, threatening to spread rumors about me, making promises I knew were untrue, or continually verbally pressuring me after I said I didn't want to.

0 times                      1 time                      2 times                      3 or more times

b. Showing displeasure, criticizing my sexuality or attractiveness, getting angry but not using physical force, after I said I didn't want to.

0 times                      1 time                      2 times                      3 or more times

c. Taking advantage of me when I was too drunk or out of it to stop what was happening.

0 times                      1 time                      2 times                      3 or more times

d. Threatening to physically harm me or someone close to me.

0 times                      1 time                      2 times                      3 or more times

e. Using force, for example holding me down with their body weight, pinning my arms, or having a weapon.

0 times                      1 time                      2 times                      3 or more times

[IF **0 times** selected for all 5 options, go to **SES5**]

1. Did any of the experiences described in this survey happen to you one or more times?

Yes

No

(If "Yes" to 1), then--)

**If any of these experiences happened to you more than one time, please consider the most recent time when answering the following questions.**

**SES4\_A. What was the sex of the person who did this to you?**

Female only

Male only

Both females and males

**SES4\_B. Do you know the identity of the person who did this to you?**

Yes [IF YES to SES4\_B, display SES4\_B1]

No

**SES4\_B1. Who was the person who did this to you?**

A stranger

An acquaintance

- A friend
- A significant other
- A family member
- Other (Please Specify) \_\_\_\_\_

**SES4\_C. Where did this experience occur?**

- Within one mile of SDSU's campus
- More than five miles away from SDSU's campus, but within San Diego County
- Outside of San Diego County
- Outside of San Diego County but within the context of an SDSU supported program (i.e. a study abroad program)

**SES4\_D. Did this experience involve alcohol?**

- Yes
- No

**SES5. How many times have you experienced the following since becoming a student at SDSU? Please mark the box indicating the amount of times you have experienced the following.**

**Even though it did not happen, someone tried to have oral sex with me, or make me have oral sex with them without my consent by:**

a. Telling lies, threatening to end the relationship, threatening to spread rumors about me, making promises I knew were untrue, or continually verbally pressuring me after I said I didn't want to.

0 times                      1 time                      2 times                      3 or more times

b. Showing displeasure, criticizing my sexuality or attractiveness, getting angry but not using physical force, after I said I didn't want to.

0 times                      1 time                      2 times                      3 or more times

c. Taking advantage of me when I was too drunk or out of it to stop what was happening.

0 times                      1 time                      2 times                      3 or more times

d. Threatening to physically harm me or someone close to me.

0 times                      1 time                      2 times                      3 or more times

e. Using force, for example holding me down with their body weight, pinning my arms, or having a weapon.

0 times                      1 time                      2 times                      3 or more times

[IF **0 times** selected for all 5 options, go to **SES6**]

1. Did any of the experiences described in this survey happen to you one or more times?

- Yes
- No

(If "Yes" to 1), then--)

**If any of these experiences happened to you more than one time, please consider the most recent time when answering the following questions.**

**SES5\_A. What was the sex of the person who did this to you?**

- Female only
- Male only
- Both females and males

**SES5\_B. Do you know the identity of the person who did this to you?**

- Yes [IF YES to SES5\_B, display SES5\_B1]
- No

**SES5\_B1. Who was the person who did this to you?**

- A stranger
- An acquaintance
- A friend
- A significant other
- A family member
- Other (Please Specify) \_\_\_\_\_

**SES5\_C. Where did this experience occur?**

- Within one mile of SDSU's campus
- More than five miles away from SDSU's campus, but within San Diego County
- Outside of San Diego County
- Outside of San Diego County but within the context of an SDSU supported program (i.e. a study abroad program)

**SES5\_D. Did this experience involve alcohol?**

- Yes
- No

**SES6\_GEN. If you are male, check this box.** [If checked, skip to SES7]

**SES6. How many times have you experienced the following since becoming a student at SDSU? Please mark the box indicating the amount of times you have experienced the following.**

**Even though it did not happen, a man TRIED to put his penis into my vagina, or someone tried to stick in fingers or objects without my consent by:**

a. Telling lies, threatening to end the relationship, threatening to spread rumors about me, making promises I knew were untrue, or continually verbally pressuring me after I said I didn't want to.

0 times                      1 time                      2 times                      3 or more times

b. Showing displeasure, criticizing my sexuality or attractiveness, getting angry but not using physical force, after I said I didn't want to.

0 times                      1 time                      2 times                      3 or more times

c. Taking advantage of me when I was too drunk or out of it to stop what was happening.

0 times                      1 time                      2 times                      3 or more times

- d. Threatening to physically harm me or someone close to me.  
 0 times                      1 time                      2 times                      3 or more times
- e. Using force, for example holding me down with their body weight, pinning my arms, or having a weapon.  
 0 times                      1 time                      2 times                      3 or more times
- [IF **0 times** selected for all 5 options, go to **SES7**]

1. Did any of the experiences described in this survey happen to you one or more times?

Yes

No

(If “Yes” to 1), then--)

**If any of these experiences happened to you more than one time, please consider the most recent time when answering the following questions.**

**SES6\_A. What was the sex of the person who did this to you?**

Female only

Male only

Both females and males

**SES6\_B. Do you know the identity of the person who did this to you?**

Yes [IF YES to SES6\_B, display SES6\_B1]

No

**SES6\_B1. Who was the person who did this to you?**

A stranger

An acquaintance

A friend

A significant other

A family member

Other (Please Specify)\_\_\_\_\_

**SES6\_C. Where did this experience occur?**

Within one mile of SDSU’s campus

More than five miles away from SDSU’s campus, but within San Diego County

Outside of San Diego County

Outside of San Diego County but within the context of an SDSU supported program (i.e. a study abroad program)

**SES6\_D. Did this experience involve alcohol?**

Yes

No

**SES7. How many times have you experienced the following since becoming a student at SDSU? Please mark the box indicating the amount of times you have experienced the following.**



**Even though it did not happen, a man TRIED to put his penis into my butt, or someone tried to stick in objects or fingers without my consent by:**

a. Telling lies, threatening to end the relationship, threatening to spread rumors about me, making promises I knew were untrue, or continually verbally pressuring me after I said I didn't want to.

0 times                      1 time                      2 times                      3 or more times

b. Showing displeasure, criticizing my sexuality or attractiveness, getting angry but not using physical force, after I said I didn't want to.

0 times                      1 time                      2 times                      3 or more times

c. Taking advantage of me when I was too drunk or out of it to stop what was happening.

0 times                      1 time                      2 times                      3 or more times

d. Threatening to physically harm me or someone close to me.

0 times                      1 time                      2 times                      3 or more times

e. Using force, for example holding me down with their body weight, pinning my arms, or having a weapon.

0 times                      1 time                      2 times                      3 or more times

[IF **0 times** selected for all 5 options, go to **EXP1**]

1. Did any of the experiences described in this survey happen to you one or more times?

Yes

No

(If "Yes" to 1), then--)

**If any of these experiences happened to you more than one time, please consider the most recent time when answering the following questions.**

**SES7\_A. What was the sex of the person who did this to you?**

Female only

Male only

Both females and males

**SES7\_B. Do you know the identity of the person who did this to you?**

Yes [IF YES to SES7\_B, display SES7\_B1]

No

**SES7\_B1. Who was the person who did this to you?**

A stranger

An acquaintance

A friend

A significant other

A family member

Other (Please Specify) \_\_\_\_\_

**SES7\_C. Where did this experience occur?**

Within one mile of SDSU's campus

More than five miles away from SDSU's campus, but within San Diego County  
Outside of San Diego County  
Outside of San Diego County but within the context of an SDSU supported program (i.e.  
a study abroad program)

**SES7\_D. Did this experience involve alcohol?**

Yes  
No

**EXP1. Have you ever been raped?**

Yes  
No

**EXP2. Since becoming a student at SDSU, have you been a victim of any sexual assault?**

Yes [IF YES, go to EXP2\_A]  
No

**EXP2\_A. Did you tell anyone about the sexual assault?**

Yes [IF YES, go to EXP2\_B]  
No

**EXP2\_B. Who did you tell? (Open-ended)**

\_\_\_\_\_

**EXP2\_C. Did you report the incident to any authorities?**

Yes [IF YES, go to EXP2\_D]  
No

**EXP2\_D. Did you feel that the authorities handled your report effectively?**

Yes [IF YES, go to EXP2\_E]  
No

**EXP2\_E. How do you think the authorities could have handled your report more effectively? (Open-ended)**

\_\_\_\_\_